



**MIDLAND**  
INDUSTRIES

# MARINE CATALOG

BRASS FITTINGS, VALVES, HOSE AND MORE



**CALL US**

PHONE: 800-821-5725

**VISIT US**

MIDLANDINDUSTRIES.COM

3145 OAK ST,

KANSAS CITY, MO 64111

FIND US ON:   



# MIDLAND INDUSTRIES

## MARINE CATALOG TABLE OF CONTENTS

### BRASS NIPPLES

Pipe Fittings .....	1
Hose Barb .....	10
Push-On Hose Barb.....	18
Garden Hose .....	22
SAE 45° Flare .....	28
Compression .....	34
Drain Cocks & Specialty Valves .....	38

### PLUMBING ACCESSORIES

Plastic Pex Adapters .....	41
Bronze Inserts For Plastic Pipe .....	43
Combination Nipples for Hose .....	43
Hose Menders .....	44
PVC Valves .....	45

### LEAD FREE VALVES

Press Ball Valves .....	46
Pex Ball Valves .....	47
Push Fit Valves .....	48
Low Pressure LF Brass Valves .....	49

### VALVES

Ball Valves .....	50
Mini Ball Valves .....	56
Gate Valves .....	60
Check Valves .....	62
Stainless Steel Valves .....	64

### PIPE FITTINGS & PIPE NIPPLES

Brass Nipples .....	66
Bronze Fittings .....	72
Stainless Steel Nipples .....	77
Stainless Steel Fittings .....	83
Black & Galvanized Fittings .....	91

### PLASTIC FITTINGS

Plastic Pipe .....	95
Garden Hose .....	98
Plastic Push-In .....	99

### HOSE

Air & General Purpose .....	102
Air & Water Hose Assemblies .....	105

### CLAMPS

Worm Gear Clamps .....	109
T-Bolt Clamps .....	111
Constant Torque .....	112
Band Clamps .....	113

### HYDRAULIC ADAPTERS

Steel Pipe Swivel .....	114
Steel JIC Flare .....	115
Steel O-Ring Adapters .....	116

To View Our Full Product Offering Or Download Our Full Catalog  
Visit Us At [MidlandIndustries.com](http://MidlandIndustries.com)

#### CALL US

PHONE: 800-821-5725

#### VISIT US

[MIDLANDINDUSTRIES.COM](http://MIDLANDINDUSTRIES.COM)

3145 OAK ST,

KANSAS CITY, MO 64111

FIND US ON:   

# PIPE FITTINGS



Pipe Size	1/16	1/8	1/4	3/8	1/2	3/4	1
Thread Size	1/16-27	1/8-27	1/4-18	3/8-18	1/2-14	3/4-14	1-11-1/2
Working Pressure	1200	1200	1200	1200	1200	1000	1000
Thread OD	1/4	3/8	1/2	5/8	3/4	1	1-1/4

**Typical Application:** Grease, fuels, LP and Natural gas (available on special order), refrigeration, instrumentation and hydraulic systems.

**Pressure:** Operating pressure up to 1200 PSI.

**Vibration:** Fair resistance.

**Temperature Range:**  
-65°F to +250°F (-53°C to +121°C).

**Used With:** Brass, bronze, copper, steel, aluminum and iron pipe.

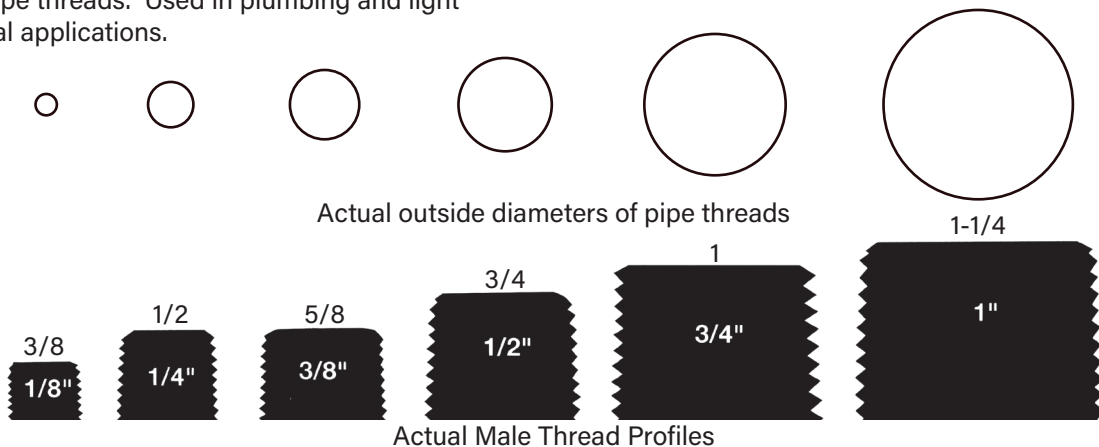
**Tolerance :** +/- .02 on all dimensions. Dimension Data can change without notice. Please call us when dimensions are critical.

**Approvals:** Meets functional requirements of SAE J530, J531

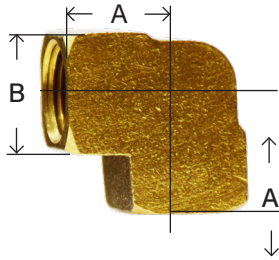
- Not lead free
- **"L" at the end of a Part# means Light Pattern**  
- these fittings are completely interchangeable with full pattern fittings, but have been modified in some way. This modification is usually in the length of the pipe threads. Used in plumbing and light industrial applications.

**• Assembly Instructions**

- 1 - Tighten approximately 2-1/2 turns past hand tight.
- 2 - Fittings with Everseal tighten two turns past hand tight. Brittle materials require special cautions.






**PIPE****BRASS FITTINGS****90° FEMALE ELBOW**

100  
SAE# 130238

PART #	THREAD SIZE NPTF	A	B	APPROX. WT. LBS.	LIST PRICE
28001	1/8"	0.55	0.56	0.09	---
28002	1/4"	0.78	0.68	0.13	---
28003	3/8"	0.84	0.81	0.16	---
28004	1/2"	1.09	1.00	0.34	---
28005	3/4"	1.16	1.25	0.60	---
28016B	1/2" x 3/8"	1.09	1.00	0.36	---

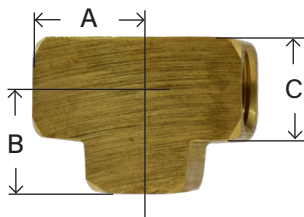
100 2200P 3500 302 200

**90° FORGED FEMALE ELBOW**

100F

PART #	THREAD SIZE NPTF	A	BODY WIDTH	APPROX. WT. LBS.	LIST PRICE
28009	1/8"	0.57	0.50	0.04	---
28010	1/4"	0.70	0.68	0.10	---
28011	3/8"	0.81	0.81	0.12	---
28012	1/2"	1.00	1.00	0.23	---
28013	3/4"	1.13	1.25	0.42	---
28014	1/4" x 1/8"	0.72	0.65	0.12	---


1200P E7 100AF 100B

**UNION TEE**

101  
SAE# 130438

PART #	THREAD SIZE NPTF	A	B	C	APPROX. WT. LBS.	LIST PRICE
28024	1/8"	0.55	0.55	0.56	0.08	---
28025	1/4"	0.78	0.78	0.68	0.17	---
28026	3/8"	0.84	0.84	0.81	0.22	---
28027	1/2"	1.09	1.09	1.00	0.43	---
28028	3/4"	1.16	1.16	1.25	0.64	---


311 101A 322 2203P 3700 203

**UNION FORGED TEE**

101F

PART #	THREAD SIZE NPTF	A & B	BODY WIDTH	APPROX. WT. LBS.	LIST PRICE
28033	1/4"	0.71	0.68	0.13	---
28034	3/8"	0.81	0.81	0.16	---
28035	1/2"	1.00	1.00	0.27	---
28036	3/4"	1.16	1.25	0.53	---

1203P LT7 101AF 101B

**CROSS**

102

PART #	THREAD SIZE NPTF	A	B	APPROX. WT. LBS.	LIST PRICE
28041	1/8"	0.55	0.56	0.10	---
28042	1/4"	0.78	0.68	0.21	---
28043	3/8"	0.84	0.81	0.25	---
28044	1/2"	1.09	1.00	0.51	---


2205P 3950 228 102A 102BE

**WARNING:** This product can expose you to chemicals, including lead, which are known to the State of California to cause cancer and birth defects or other reproductive harm. For more information, visit [www.P65Warnings.ca.gov](http://www.P65Warnings.ca.gov)



**PIPE**  
BRASS FITTINGS

**COUPLING**




103  
SAE# 130138

PART #	THREAD SIZE NPTF	A	HEX	APPROX. WT. LBS.	LIST PRICE
28058L	1/8"	0.75	0.50	0.02	---
28058	1/8"	0.75	0.56	0.03	---
28059L	1/4"	0.88	0.63	0.03	---
28059	1/4"	1.12	0.75	0.09	---
28060L	3/8"	1.00	0.81	0.06	---
28060	3/8"	1.12	0.87	0.10	---
28061L	1/2"	1.19	0.93	0.09	---
28061	1/2"	1.50	1.06	0.19	---
28062L	3/4"	1.19	1.25	0.18	---
28062	3/4"	1.53	1.25	0.24	---
28063	1"	1.89	1.50	.357	---

207P 371 3300 103AH 103B

**REDUCING COUPLING**



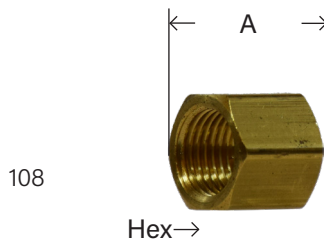
119  
SAE# 130138

PART #	THREAD SIZE NPTF	A	HEX	APPROX. WT. LBS.	LIST PRICE
28181L	1/4" x 1/8"	0.94	0.62	0.04	---
28181	1/4" x 1/8"	0.97	0.75	0.08	---
28182	3/8" x 1/8"	0.94	0.87	0.10	---
28183L	3/8" x 1/4"	1.00	0.81	0.06	---
28183	3/8" x 1/4"	1.16	0.87	0.12	---
28180*	1/2" x 1/8"	1.19	0.93	0.15	---
28184L	1/2" x 1/4"	1.11	1.00	0.10	---
28184	1/2" x 1/4"	1.28	1.06	0.20	---
28185	1/2" x 3/8"	1.38	1.06	0.20	---
28187	3/4" x 1/4"	1.19	1.19	0.17	---
28189*	3/4" x 1/2"	1.19	1.18	0.14	---

\*Not to SAE specs

377 3300 208P 108 119B 119AH

**CAP**

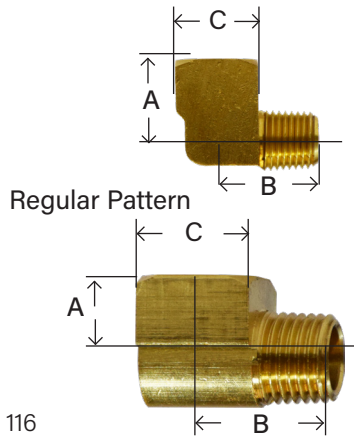


108

PART #	THREAD SIZE NPTF	A	HEX	APPROX. WT. LBS.	LIST PRICE
28075	1/8"	0.47	0.56	0.03	---
28076	1/4"	0.60	0.68	0.04	---
28077	3/8"	0.69	0.81	0.06	---
28078	1/2"	0.78	0.93	0.08	---
28079	3/4"	0.94	1.25	0.16	---
28080	1"	1.13	1.50	0.23	---

3129 213P 23129 108A 108B

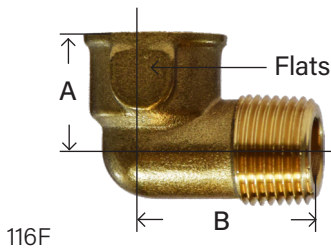
DIMENSION DATA CAN CHANGE WITHOUT NOTICE. PLEASE CHECK WHEN DIMENSIONS ARE CRITICAL.

**PIPE****BRASS FITTINGS****90° STREET ELBOW**

PART #	THREAD SIZE NPTF	A	B	C	APPROX. WT. LBS.	LIST PRICE
28161	1/16"	0.69	0.60	0.47	0.04	---
28156	1/8"	0.48	0.66	0.56	0.05	---
28156S	1/8" short	0.34	0.57	0.50	0.03	---
28157	1/4"	0.72	0.91	0.735	0.09	---
28157S	1/4" short	0.45	0.78	0.68	0.07	---
28158	3/8"	0.78	0.97	0.81	0.16	---
28158S	3/8" short					
28159	1/2"	1.03	1.25	1.00	0.33	---
28159S	1/2" short					
28160	3/4"	1.12	1.38	1.25	0.52	---


"S" = Short Pattern

2202P 304 115 202 3400 116A

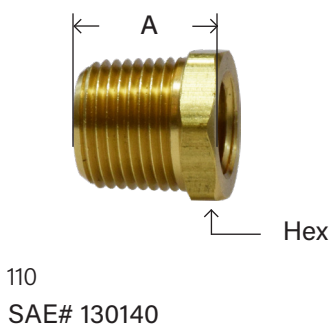
**FORGED 90° STREET ELBOW**

PART #	THREAD SIZE NPTF	A	B	WRENCH FLATS	APPROX. WT. LBS.	LIST PRICE
28165	1/8"	0.37	0.85	0.62	0.06	---
28166	1/4"	0.50	0.86	0.72	0.08	---
28167	3/8"	0.70	1.00	0.88	0.10	---
28168	1/2"	0.96	1.43	1.00	0.20	---
28169	3/4"	0.90	1.40	1.25	0.25	---

5E8 1202P 116AF 116B

**FORGED REDUCING 90° STREET ELBOW**

PART #	THREAD SIZE NPTF FXM	A	B	WRENCH FLATS	APPROX. WT. LBS.	LIST PRICE
28261B*	1/4" x 1/8"	0.53	0.72	0.69	0.07	---
28262	1/4" x 3/8"	0.93	1.06	0.59	0.12	---
28264	3/8" x 1/2"	0.97	1.36	1.00	0.28	---

**HEX BUSHING**

PART #	THREAD SIZE NPTF MXF	A	HEX	APPROX. WT. LBS.	LIST PRICE
28102L	1/4" x 1/8"	0.62	0.56	0.02	---
28102	1/4" x 1/8"	0.75	0.56	0.04	---
28103	3/8" x 1/8"	0.75	0.68	0.05	---
28104L	3/8" x 1/4"	0.69	0.68	0.03	---
28104	3/8" x 1/4"	0.75	0.75	0.05	---
28105L	1/2" x 1/8"	0.81	0.81	0.08	---
28105	1/2" x 1/8"	1.00	0.87	0.10	---
28106L	1/2" x 1/4"	0.81	0.81	0.08	---
28106	1/2" x 1/4"	1.00	0.87	0.11	---
28107L	1/2" x 3/8"	0.81	0.81	0.05	---
28107	1/2" x 3/8"	1.00	0.87	0.10	---
28109L	3/4" x 1/4"	0.94	1.06	0.18	---
28110L	3/4" x 3/8"	0.94	1.06	0.15	---
28110	3/4" x 3/8"				
28111L	3/4" x 1/2"	0.94	1.06	0.11	---
28111	3/4" x 1/2"	1.00	1.12	0.14	---
28091	1" x 1/8"	1.15	1.37	0.29	---
28114	1" x 1/2"	1.31	1.44	0.29	---
28115	1" x 3/4"	1.31	1.37	0.20	---

**WARNING:** This product can expose you to chemicals, including lead, which are known to the State of California to cause cancer and birth defects or other reproductive harm. For more information, visit [www.P65Warnings.ca.gov](http://www.P65Warnings.ca.gov)

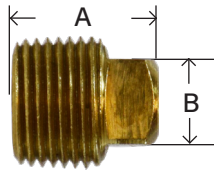
# PIPE

## BRASS FITTINGS

### SQUARE HEAD PLUG

1/8" - 1/2" Solid

109



PART #	THREAD SIZE NPTF	A	B	APPROX. WT. LBS.	LIST PRICE
28084	1/8"	0.58	0.27	0.02	---
28085	1/4"	0.80	0.37	0.03	---
28086	3/8"	0.80	0.43	0.06	---
28087	1/2"	1.07	0.55	0.13	---
28088**	3/4"	1.09	0.61	0.20	---

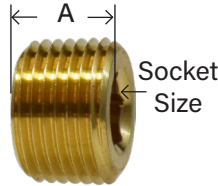
\*\* Cored

3151 211P 109A 109B

### COUNTERSUNK HEX PLUG

3/4" taper thread

109AL

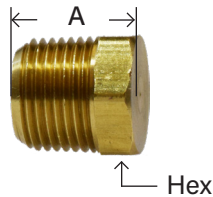


PART #	THREAD SIZE NPTF	A	SOCKET SIZE	APPROX. WT. LBS.	LIST PRICE
28093	1/8"	0.30	0.18	0.01	---
28094	1/4"	0.45	0.26	0.02	---
28095	3/8"	0.45	0.31	0.03	---
28096	1/2"	0.61	0.39	0.05	---

3153 219P 109CS 118

### CORED HEX PLUGS

121




PART #	THREAD SIZE NPTF	A	HEX	APPROX. WT. LBS.	LIST PRICE
28201	1/8"	0.55	0.43	0.01	---
28202	1/4"	0.62	0.56	0.02	---
28203	3/8"	0.72	0.68	0.06	---
28204	1/2"	0.81	0.87	0.09	---
28205	3/4"	0.94	1.06	0.16	---

218P 3152 121A 103 121B PPH 218P

### SOLID HEX HEAD PLUGS

121S




PART #	THREAD SIZE NPTF	A	HEX	APPROX. WT. LBS.	LIST PRICE
28201S	1/8"	0.55	0.43	0.02	---
28202S	1/4"	0.75	0.56	0.05	---
28203S	3/8"	0.66	0.68	0.07	---
28204S	1/2"	0.81	0.87	0.12	---
28205S	3/4"	0.92	1.06	0.24	---

121AS

### LOCKNUT

- Jam Nuts
- Straight pipe thread


111



PART #	THREAD SIZE NPSL	HEX	THICKNESS	APPROX. WT. LBS.	LIST PRICE
28124	1/4"	0.87	0.25	0.04	---
28125	3/8"	1.00	0.31	0.04	---
28126	1/2"	1.125	0.	0.04	---

210P 21102 111A 111B




**PIPE****BRASS FITTINGS****CLOSE NIPPLE**

112

PART #	THREAD SIZE NPTF	A	APPROX. WT. LBS.	LIST PRICE
28131	1/8"	0.75	0.01	---
28132	1/4"	0.88	0.02	---
28133	3/8"	1.00	0.05	---
28134	1/2"	1.12	0.06	---
28135	3/4"	1.31	0.11	---

165 215PN 3326 112A 112B

**LONG NIPPLE**


113

PART #	THREAD SIZE NPTF	A LENGTH	APPROX. WT. LBS.	LIST PRICE
28140	1/8"	1.50	0.03	---
28141	1/8"	2.00	0.04	---
28142	1/8"	2.50	0.06	---
28143	1/8"	3.00	0.06	---
28144	1/4"	1.50	0.03	---
28145	1/4"	2.00	0.05	---
28146	1/4"	2.50	0.08	---
28147	1/4"	3.00	0.10	---
28148	3/8"	1.50	0.06	---
28149	3/8"	2.00	0.10	---
28150	3/8"	2.50	0.10	---
28151	3/8"	3.00	0.13	---
28152	1/2"	1.50	0.08	---
28153	1/2"	2.00	0.12	---
28154	1/2"	2.50	0.16	---
28155	1/2"	3.00	0.20	---
28493	1/2"	3.50	0.24	---
28136	3/4"	1.50	0.12	---
28497	3/4"	2.00	0.18	---
28498	3/4"	2.50	0.23	---
28499	3/4"	3.00	0.28	---

• NOTE: For longer lengths and larger diameters, see our red brass nipples section.



113B 113A 166 3327, 3328, 3329, 3330 3331 215PNL

**HEX NIPPLE**

122

SAE# 130137

PART #	THREAD SIZE NPTF	A	HEX	APPROX. WT. LBS.	LIST PRICE
28211L	1/8"	0.91	0.43	0.02	---
28211	1/8"	0.97	0.43	0.03	---
28212L	1/4"	1.12	0.56	0.04	---
28212	1/4"	1.38	0.56	0.06	---
28213L	3/8"	1.25	0.68	0.07	---
28213	3/8"	1.41	0.68	0.07	---
28214L	1/2"	1.50	0.87	0.11	---
28214	1/2"	1.81	0.87	0.17	---
28215L	3/4"	1.55	1.07	0.17	---
28215	3/4"	1.96	1.13	0.23	---
28216	1"	2.30	1.37	0.43	---

216P 3325 379 122AH 122B


**WARNING:** This product can expose you to chemicals, including lead, which are known to the State of California to cause cancer and birth defects or other reproductive harm. For more information, visit [www.P65Warnings.ca.gov](http://www.P65Warnings.ca.gov)



# PIPE

## BRASS FITTINGS

### REDUCING HEX NIPPLE

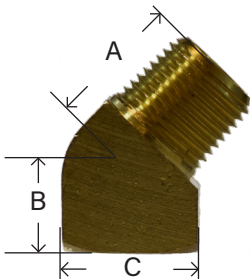


123  
SAE# 130137

PART #	THREAD SIZE NPTF	A	HEX	APPROX. WT. LBS.	LIST PRICE
28220L	1/4" x 1/8"	1.00	0.56	0.04	---
28220	1/4" x 1/8"	1.19	0.56	0.04	---
28222L	3/8" x 1/4"	1.19	0.68	0.06	---
28222	3/8" x 1/4"	1.41	0.68	0.07	---
28223	1/2" x 1/4"	1.62	0.87	0.12	---
28224L	1/2" x 3/8"	1.41	0.87	0.11	---
28224	1/2" x 3/8"	1.62	0.87	0.12	---
28225	3/4" x 1/2"	1.50	1.06	0.15	---
28226	1" x 1/2"				

216P 3325 379 122AH 122B

### 45° STREET ELBOW




124  
SAE# 130339

PART #	THREAD SIZE NPTF	B	A	C	APPROX. WT. LBS.	LIST PRICE
28230	1/8"	0.38	0.50	0.56	0.03	---
28231	1/4"	0.56	0.72	0.68	0.09	---
28232	3/8"	0.56	0.78	0.81	0.12	---
28233	1/2"	0.75	1.00	1.00	0.20	---

306 3350 2214P 224

### STREET TEE/ SERVICE TEE/ MALE RUN TEE



127  
SAE# 130424

PART #	THREAD SIZE NPTF	A	B	C	APPROX. WT. LBS.	LIST PRICE
28245	1/8"	0.55	0.66	0.56	0.08	---
28246	1/4"	0.78	0.91	0.68	0.17	---
28247	3/8"	0.84	0.97	0.81	0.22	---
28248	1/2"	1.09	1.25	1.00	0.40	---
28249	3/4"	1.16	1.39	1.25	0.60	---


225 2225P 3750 326 225 127A

**WARNING:** This product can expose you to chemicals, including lead, which are known to the State of California to cause cancer and birth defects or other reproductive harm. For more information, visit [www.P65Warnings.ca.gov](http://www.P65Warnings.ca.gov)

MARINE

**PIPE**

## BRASS FITTINGS

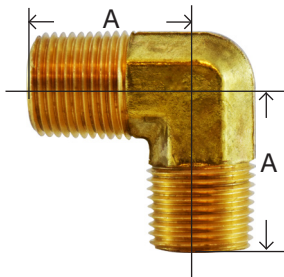
**EXTENDER ADAPTER**

120

SAE# 130139

PART #	THREAD SIZE NPTF FXM	A	HEX	APPROX. WT. LBS.	LIST PRICE
28241	1/8" x 10-32"				
28190L	1/8" x 1/8"	0.83	0.50	0.03	---
28190	1/8" x 1/8"	0.88	0.56	0.04	---
28170	1/8" x 1/4"				
28191L	1/4" x 1/8"	0.94	0.62	0.04	---
28191	1/4" x 1/8"	1.06	0.75	0.07	---
28192	1/4" x 1/4"	1.25	0.75	0.07	---
28193L	3/8" x 1/4"	1.12	0.81	0.08	---
28193	3/8" x 1/4"	1.25	0.87	0.09	---
28194	3/8" x 3/8"	1.25	0.87	0.11	---
28197	1/2" x 1/8"	1.09	0.94	0.07	---
28199	1/2" x 1/4"	1.46	1.06	0.08	---
28195L	1/2" x 3/8"	1.19	0.93	0.09	---
28195	1/2" x 3/8"	1.47	1.06	0.18	---
28196	1/2" x 1/2"	1.66	1.06	0.12	---
28207	3/4" x 3/8"	1.59	1.25	0.26	---
28208	3/4" x 1/2"	1.69	1.37	0.14	---
28209	3/4" x 3/4"	1.69	1.37	0.34	---
28228	1" x 1/2"				
28229	1" x 3/4"				


375 222P 3200 R1 120AH 120B

**FORGED 90° MALE ELBOW**

130

PART #	THREAD SIZE NPTF	A	BODY WIDTH	APPROX. WT. LBS.	LIST PRICE
28266	1/8"	0.79	0.38	0.04	---
28267	1/4"	0.87	0.45	0.06	---
28268	3/8"	1.06	0.59	0.12	---
28269	1/2"	1.38	0.78	0.21	---

LE5 3455 116AMF

**MALE BRANCH TEE**

131

SAE# 130425

PART #	THREAD SIZE NPTF	A	B	C	APPROX. WT. LBS.	LIST PRICE
28282	1/4"	0.91	0.78	0.68	0.15	---
28283	3/8"	0.97	0.84	0.81	0.22	---

T9 X106 23601 3600 2224P 226 329 128

**WARNING:** This product can expose you to chemicals, including lead, which are known to the State of California to cause cancer and birth defects or other reproductive harm. For more information, visit [www.P65Warnings.ca.gov](http://www.P65Warnings.ca.gov)

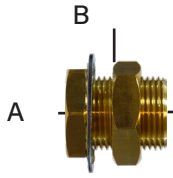


# BULKHEAD FITTINGS

## BRASS FITTINGS

### BULKHEAD / ANCHOR / FRAME COUPLINGS

FEMALE PIPE X  
FEMALE PIPE



Part #	Female Pipe	Male Straight	Hole Size	Length (in.)	List Price
28301	1/4	3/4-16 UNS	3/4	15/16	---
28302	1/4	3/4-16 UNS	3/4	1-1/2	---
28303	3/8	1-14 UNS	1	1-5/16	---
28304	1/2	1-1/8-14 UNS	1-1/8	1-1/2	---

### BRASS MARINE BULKHEAD



46540	5/16 Hose ID	----	----	2.37	---
46541	3/8 Hose ID	----	----	2.37	---

### CROSSOVER NUMBERS

28-300	207x2	129A-A	50004	55207							1495B-A	ACBH207-2	207ACBH-2				
28-301	207X4	129AS-B		55611	S611	114-44	1345	382-44S	392C-94			ACBHS207-4					
28-302	207X4	129A-B	50005	55661		114B-44	1344	382-44L		035081		ACBH207-4	207ACBH-4			11306	90648
28-303	207X6	129A-C	50006	55607	S661/S607	114-66	1346	382-66		035087		ACBH207-6	207ACBH-6			11307	17709
28-304	207X8	129A-D	50007	55807	S807	114-88	1351					ACBH207-8	207ACBH-8				
28-317				55615	S615	117-84											
28-318				55620	S620			381-86S								11304	
28-319			50001			115-86				035079	1496-DC						
28-313			50010	55600	S664	115-88	1342	380-84	5730	035021						11300	55X6
28-346			50013	55613	S613												
28-347			50012	55629	S629					035039							
28-321					391-86/1347	S608											
28-322					391-66	S609											
28-348				55616													

**WARNING:** This product can expose you to chemicals, including lead, which are known to the State of California to cause cancer and birth defects or other reproductive harm. For more information, visit [www.P65Warnings.ca.gov](http://www.P65Warnings.ca.gov)

MARINE

# HOSE BARB

## BRASS FITTINGS

# HOSE BARB FITTINGS



### • Temperature and Working Pressure Ranges

From -40°F to + 160°F at 150 PSI maximum.

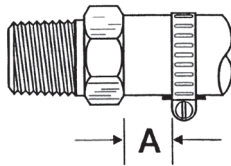
### • Tolerance

+/- .02 on all dimensions. Dimension Data can change without notice. Please call us when dimensions are critical.

**Note:** These fittings are intended for use with hose clamp, similar type clamp or a crimped ferrule.

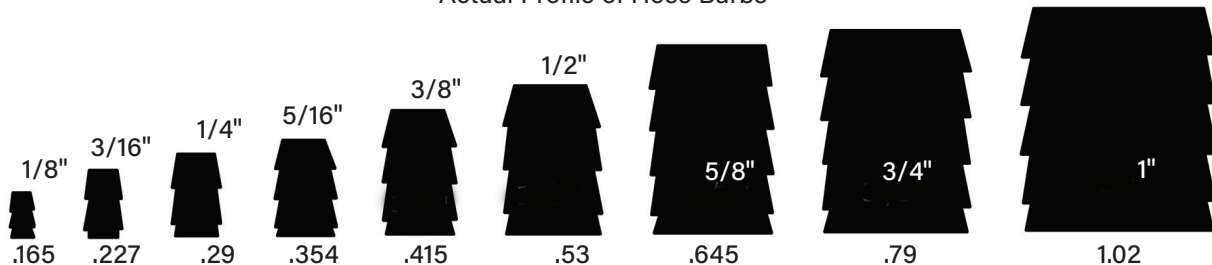
### • Assembly Instructions

- 1- Cut hose cleanly and squarely to length.
- 2- Slide clamp on hose.
- 3- Lubricate hose. Push hose on fitting until hose bottoms against stop ring or hex.
- 4- Position hose clamp as shown below and secure with a screwdriver or wrench. Maintain "A" dimension noted below for proper clamp positioning.



Hose Size	A
3/16"	1/4"
1/4"	1/4"
5/16"	1/4"
3/8"	1/8"
1/2"	1/8"
5/8"	1/8"
3/4"	1/8"

Actual Profile of Hose Barbs



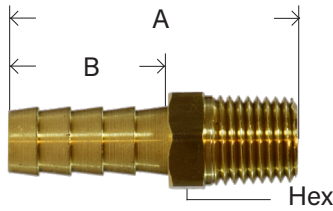
**WARNING:** This product can expose you to chemicals, including lead, which are known to the State of California to cause cancer and birth defects or other reproductive harm. For more information, visit [www.P65Warnings.ca.gov](http://www.P65Warnings.ca.gov)

# HOSE BARB

## BRASS FITTINGS

### RIGID MALE ADAPTER

- These are not Lead Free



29  
129

PART #	HOSE I.D. X MALE NPTF	A	B	HEX	APPROX. WT. LBS.	LIST PRICE
32001	1/8" x 1/8"	1.19	0.69	0.43	0.02	---
32027	1/8" x 1/4"	1.16	0.46	0.56	0.02	---
32002	3/16" x 1/8"	1.19	0.75	0.43	0.02	---
32003	3/16" x 1/4"	1.37	0.69	0.56	0.04	---
32301	1/4" x 1/16"	1.44	0.88	0.43	0.02	---
32004	1/4" x 1/8"	1.47	0.97	0.43	0.02	---
32005	1/4" x 1/4"	1.72	0.97	0.56	0.04	---
32006	1/4" x 3/8"	1.72	0.97	0.68	0.05	---
32007	1/4" x 1/2"	1.72	0.81	0.87	0.10	---
32008	5/16" x 1/8"	1.47	0.97	0.43	0.02	---
32009	5/16" x 1/4"	1.72	0.97	0.56	0.04	---
32010	5/16" x 3/8"	1.76	0.97	0.68	0.06	---
32390	5/16" x 1/2"					
32011	3/8" x 1/8"	1.53	0.97	0.56	0.03	---
32012	3/8" x 1/4"	1.75	0.97	0.56	0.05	---
32013	3/8" x 3/8"	1.72	0.96	0.68	0.06	---
32014	3/8" x 1/2"	1.87	0.97	0.87	0.09	---
32026	3/8" x 3/4"	1.97	0.97	1.06	0.16	---
32015	1/2" x 1/4"	1.72	0.97	0.56	0.04	---
32016	1/2" x 3/8"	1.76	0.97	0.68	0.07	---
32017	1/2" x 1/2"	1.87	0.96	0.87	0.11	---
32018	1/2" x 3/4"	1.94	0.97	1.06	0.16	---
32303	1/2" x 1"	2.31	0.99	1.37	0.33	---
32304	5/8" x 1/4"	1.67	0.92	0.68	0.06	---
32019	5/8" x 3/8"	1.76	0.97	0.68	0.08	---
32020	5/8" x 1/2"	1.87	0.96	0.87	0.11	---
32021	5/8" x 3/4"	1.87	0.96	1.06	0.14	---
32305	5/8" x 1"	2.31	0.96	1.37	0.36	---
32915	3/4" x 1/4"	1.64	0.87	0.81	0.11	---
32306	3/4" x 3/8"	1.65	0.87	0.81	0.12	---
32022	3/4" x 1/2"	1.87	0.96	0.87	0.14	---
32023	3/4" x 3/4"	1.87	0.96	1.06	0.15	---
32316	3/4" x 1"	2.55	1.15	1.37	0.38	---
32307	1" x 1/2"	1.80	0.87	1.06	0.18	---
32024	1" x 3/4"	2.19	1.19	1.06	0.32	---
32025	1" x 1"	2.48	1.19	1.37	0.39	---
32919	1" x 1-1/4"					
32029	1-1/4" x 3/4"	2.37	1.19	1.37	0.35	---
32028	1-1/4" x 1"	2.55	1.19	1.37	0.46	---

4244 PGH 101 102 201A 125HBL 105B-1 KF-PS MPB

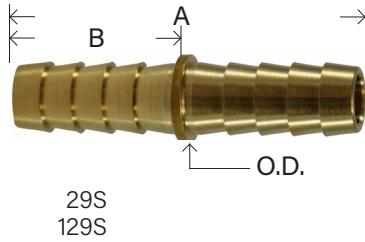
**WARNING:** This product can expose you to chemicals, including lead, which are known to the State of California to cause cancer and birth defects or other reproductive harm. For more information, visit [www.P65Warnings.ca.gov](http://www.P65Warnings.ca.gov)

MARINE



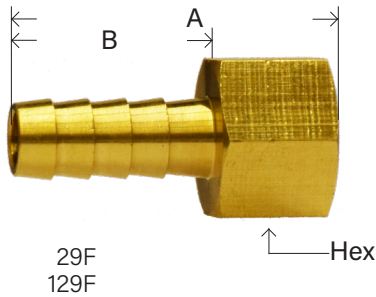
**HOSE BARB**

BRASS FITTINGS

**MENDER/ SPLICER**

PART #	HOSE I.D. X HOSE I.D.	A	B	O.D.	APPROX. WT. LBS.	LIST PRICE
32091	1/8"	0.98	0.45	0.31	0.01	---
32092	3/16"	1.62	0.77	0.36	0.02	---
32093	1/4"	2.00	0.96	0.37	0.02	---
32079	1/4" x 1/8"	1.50	0.97	0.37	0.02	---
32094	5/16"	2.00	0.96	0.39	0.02	---
32090	5/16" x 1/4"	2.00	0.97	0.50	0.03	---
32095	3/8"	2.00	0.97	0.51	0.04	---
32960	3/8 x 1/8	1.58	1.00	0.50	0.03	---
32961	3/8 x 3/16	1.75	1.00	0.50	0.03	---
32080	3/8" x 1/4"	2.06	0.97	0.56	0.03	---
32375	3/8" x 5/16"	2.00	0.97	0.50	0.03	---
32096	1/2"	2.00	0.96	0.62	0.06	---
32087	1/2" x 3/8"	2.06	0.97	0.71	0.06	---
32097	5/8"	2.05	0.96	0.75	0.08	---
32088	5/8" x 3/8"	2.06	0.97	0.75	0.06	---
32376	5/8" x 1/2"	2.06	0.97	0.75	0.07	---
32098	3/4"	2.50	1.15	0.87	0.10	---
32089	3/4" x 1/2"	2.28	1.19	0.87	0.10	---
32379	3/4" x 5/8"	2.02	0.96	0.87	0.10	---
32380	1" x 3/4"	2.58	1.19	1.12	0.18	---
32099	1"	3.00	1.44	1.12	0.23	---

MSB 122HBL HM 129 178 73 108

**RIGID FEMALE ADAPTER**

PART #	HOSE I.D. X FEMALE NPTF	A	B	HEX	APPROX. WT. LBS.	LIST PRICE
32050	1/8" x 1/8"	0.96	0.46	0.50	0.02	---
32317	1/8" x 1/4"	1.15	0.46	0.62	0.04	---
32051	3/16" x 1/8"	1.10	0.68	0.50	0.02	---
32062	3/16" x 1/4"	1.44	0.75	0.62	0.04	---
32052	1/4" x 1/8"	1.35	0.93	0.50	0.02	---
32053	1/4" x 1/4"	1.60	0.97	0.62	0.06	---
32054	1/4" x 3/8"	1.65	1.03	0.75	0.04	---
32055	5/16" x 1/8"	1.47	0.97	0.56	0.04	---
32056	5/16" x 1/4"	1.66	0.97	0.62	0.04	---
32318	5/16" x 3/8"	1.66	0.97	0.75	0.06	---
32057	3/8" x 1/8"	1.47	0.97	0.56	0.04	---
32058	3/8" x 1/4"	1.61	0.97	0.62	0.06	---
32059	3/8" x 3/8"	1.63	1.00	0.81	0.08	---
32063	3/8" x 1/2"	1.72	0.94	0.93	0.12	---
32442	3/8" x 3/4"	1.97	0.97	1.18	0.20	---
32064	1/2" x 1/4"	1.66	0.96	0.62	0.08	---
32060	1/2" x 3/8"	1.66	0.97	0.75	0.08	---
32061	1/2" x 1/2"	1.76	0.96	0.93	0.12	---
32443	1/2" x 3/4"	1.97	0.97	1.18	0.26	---
32445	5/8" x 1/2"	1.66	0.97	0.93	0.10	---
32446	5/8" x 3/4"	1.97	0.97	1.18	0.21	---
32447	3/4" x 1/2"	1.88	1.19	0.93	0.13	---
32065	3/4" x 3/4"	2.19	1.21	1.18	0.22	---
32049	1" x 3/4"	2.19	1.19	1.18	0.26	---
32321	1" x 1"	2.32	1.19	1.44	0.35	---
32448	1-1/4" x 1"	2.32	1.19	1.43	0.44	---

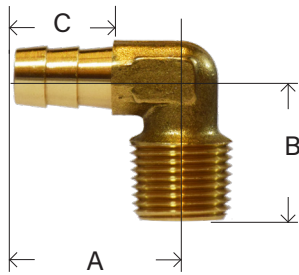
209A 128 29A 29F 126HB 126 FPB 105B-2 KF-RS 104 144

**WARNING:** This product can expose you to chemicals, including lead, which are known to the State of California to cause cancer and birth defects or other reproductive harm. For more information, visit [www.P65Warnings.ca.gov](http://www.P65Warnings.ca.gov)

# HOSE BARB

## BRASS FITTINGS

### FORGED HOSE BARB 90° ELBOW



29E  
129E

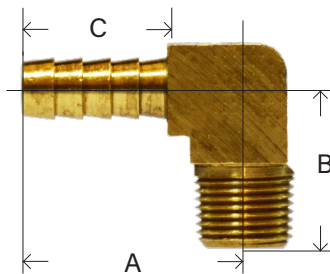


32-330  
\*\*Square Barstock Body

PART #	HOSE I.D. X MALE NPTF	A	B	C	BODY SIZE	APPROX. WT. LBS.	LIST PRICE
32308	3/16" x 1/8"	0.95	0.70	0.66	0.37	0.02	---
32391	3/16" x 1/4"	1.00	0.84	0.63	0.46	0.10	---
32038	1/4" x 1/8"	1.01	0.81	0.71	0.47	0.06	---
32039	1/4" x 1/4"	1.01	0.87	0.63	0.47	0.06	---
32309	1/4" x 3/8"	1.08	0.97	0.73	0.69	0.12	---
32036	5/16" x 1/8"	1.01	0.81	0.63	0.47	0.04	---
32040	5/16" x 1/4"	1.01	0.87	0.63	0.47	0.06	---
32310	5/16" x 3/8"	1.06	0.94	0.63	0.50	0.06	---
32046	3/8" x 1/8"	1.01	0.81	0.63	0.47	0.06	---
32041	3/8" x 1/4"	1.02	0.88	0.65	0.47	0.06	---
32042	3/8" x 3/8"	1.09	0.93	0.68	0.50	0.08	---
32047	3/8" x 1/2"	1.11	1.09	0.63	0.59	0.10	---
32048	1/2" x 1/4"	1.06	1.00	0.68	0.59	0.10	---
32043	1/2" x 3/8"	1.06	1.09	0.69	0.59	0.10	---
32311	1/2" x 1/2"	1.31	1.19	0.87	0.56	0.12	---
32044	5/8" x 3/8"	1.12	1.06	0.61	0.56	0.12	---
32045	5/8" x 1/2"	1.12	1.12	0.68	0.63	0.14	---
32312	5/8" x 3/4"	1.46	1.26	0.93	1.06	0.32	---
32313	3/4" x 1/2"	1.31	1.28	0.87	0.85	0.22	---
32314	3/4" x 3/4"	1.46	1.26	0.91	1.06	0.32	---
32330	3/4" x 1"	1.57	1.64	0.90	1.34	0.64	---
32315	1" x 3/4"	1.60	1.40	0.95	1.06	0.32	---
32319	1" x 1"	1.69	1.64	0.98	1.30	0.43	---

129 HBE1 KF-PS90 HE-1 29E 146

### BARSTOCK HOSE BARB 90° ELBOW



29EBS

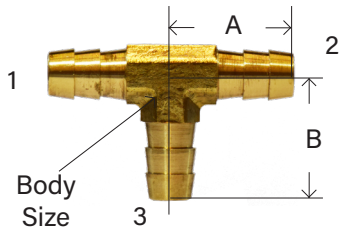
PART #	HOSE I.D. X MALE NPTF	A	B	C	BODY SIZE	APPROX. WT. LBS.	LIST PRICE
32038B	1/4" X 1/8"	1.00	0.75	0.75	0.50	0.02	---
32039B	1/4" X 1/4"	1.02	0.91	0.74	0.56	0.04	---
32309B	1/4" X 3/8"	1.19	0.84	0.76	0.58	0.09	---
32040B	5/16" x 1/4"						
32041B	3/8" X 1/4"	1.32	0.89	0.97	0.58	0.08	---
32042B	3/8" X 3/8"	1.50	1.06	0.97	0.75	0.14	---
32047B	3/8" X 1/2"	1.52	1.25	0.97	0.90	0.26	---
32043B	1/2" X 3/8"	1.53	1.07	0.97	0.72	0.16	---
32311B	1/2" X 1/2"	1.53	1.25	0.97	0.90	0.26	---
32314B	3/4" X 3/4"	1.33	1.27	0.97	1.10	0.32	---

129HB

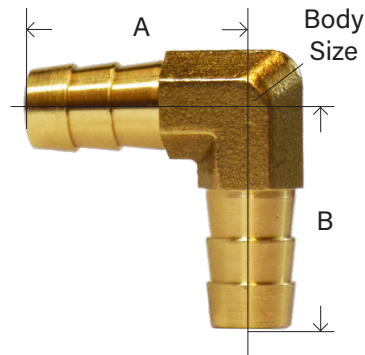
Dimension data can change without notice. Please check when dimensions are critical.

**HOSE BARB**

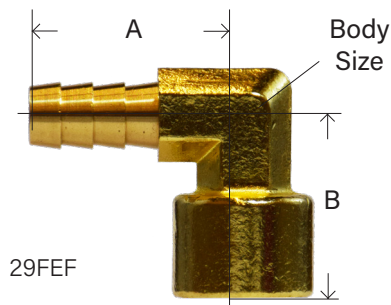
## BRASS FITTINGS

**HOSE BARB TEES**29T  
129T

PART #	HOSE BARB SIZE (1 & 2) X 3	A	B	BODY SIZE	APPROX. WT. LBS.	LIST PRICE
32367	1/8"	0.84	0.83	0.25	0.02	---
32368	3/16"	1.02	1.02	0.37	0.03	---
32365	1/4"	1.00	1.00	0.44	0.06	---
32350	(1/4") x 1/8"	0.94	0.94	0.44	0.04	---
32366	5/16"	1.00	1.00	0.44	0.06	---
32126	3/8"	1.01	1.01	0.43	0.06	---
32323	(3/8") x 1/4"					
32400	1/2"	1.02	1.00	0.43	0.08	---
32352	(1/2") x 3/8"	1.26	1.26	0.43	0.10	---
32361	5/8"	1.26	1.26	0.75	0.16	---
32363	3/4"	1.45	1.45	0.90	0.18	---
32353	(3/4") x 1/2"	1.41	1.41	0.88	0.23	---


**90° HOSE BARB ELBOW**

PART #	HOSE I.D. X HOSE I.D.	A	B	BODY SIZE	APPROX. WT. LBS.	LIST PRICE
32413	1/4" x 1/4"	1.01	1.01	0.44	0.04	---
32425	5/16" x 5/16"	1.15	1.15	0.48	0.05	---
32415	3/8" x 1/4"	1.00	1.00	0.44	0.04	---
32416	3/8" x 3/8"	1.02	1.02	0.44	0.04	---
32420	1/2" x 1/2"	1.24	1.24	0.50	0.06	---
32434	5/8" x 5/8"	1.20	1.20	0.75	0.16	---
32436	3/4" x 3/4"	1.41	1.41	0.88	0.21	---

**90° FEMALE HOSE BARB ELBOW**

29FEF

PART #	HOSE I.D. X FEMALE NPTF	A	B	BODY SIZE	APPROX. WT. LBS.	LIST PRICE
32401	1/4" x 1/8"	1.01	0.82	0.47	0.06	---
32402	1/4" x 1/4"	1.13	0.91	0.56	0.10	---
32403	3/8" x 1/8"	1.01	0.82	0.47	0.06	---
32404	3/8" x 1/4"	1.15	0.91	0.56	0.10	---
32405	3/8" x 3/8"	1.15	1.11	0.68	0.14	---
32406	3/8" x 1/2"	1.26	1.39	0.75	0.20	---
32407	1/2" x 1/4"	1.26	0.91	0.56	0.10	---
32410	1/2" x 3/8"	1.24	1.11	0.68	0.14	---
32411	1/2" x 1/2"	1.37	1.39	0.75	0.20	---
32409	3/4" x 3/4"	1.52	1.75	0.81	0.50	---

**45° FLARE ADAPTER**29SAE  
129SAE

PART #	HOSE I.D. X 45° FLARE	THREAD	A	B	HEX	APPROX. WT. LBS.	LIST PRICE
32083	5/16" x 5/16"	1/2-20	1.75	0.97	0.50	0.08	---
32084	3/8" x 3/8"	5/8-18	1.82	0.97	0.62	0.08	---

142 201BF KF-MS KDS

**WARNING:** This product can expose you to chemicals, including lead, which are known to the State of California to cause cancer and birth defects or other reproductive harm. For more information, visit [www.P65Warnings.ca.gov](http://www.P65Warnings.ca.gov)







# HOSE BARB

## BRASS FITTINGS

### DUAL 45°/ 37° FLARE SWIVEL



PART #	HOSE ID X DUAL SEAT	THREAD	A	B	HEX	APPROX. WT. LBS.	LIST PRICE
32337C**	1/4" X 1/4"	7/16-20	1.60	0.97	0.56	0.04	---
32339	5/16" x 5/16"	1/2-20	1.60	0.97	0.62	0.06	---
32341C**	1/2" X 1/2"	3/4-16	1.75	0.97	0.87	0.09	---
32394C	5/8" x 5/8"						

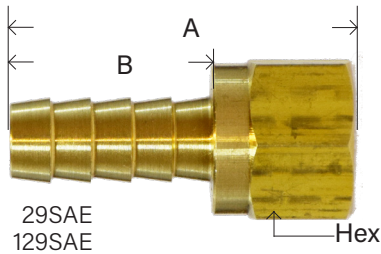


CRIMP STYLE

\*\* Swivel crimp style

KDS

### FEMALE 45° FLARE SWIVEL



PART #	HOSE I.D. X FEMALE 45° FLARE	UNF THREAD	A	B	HEX	APPROX. WT. LBS.	LIST PRICE
32101	1/4" x 1/4"	7/16-20	1.57	0.97	0.56	0.04	---
32104	5/16" x 5/16"	1/2-20	1.61	0.97	0.62	0.05	---
32105C**	3/8" x 3/8"	5/8-18	1.71	0.97	0.75	0.07	---
32100	1/2" x 1/2"	3/4-16	1.68	0.97	0.87	0.12	---




CRIMP STYLE

\*\* Swivel crimp style (crimped on the outside of fitting )

29SAE 209ASF 146HBLFSV KF-NS 128 FSS 146 144

### FEMALE 37° J.I.C. FLARE SWIVEL



PART #	HOSE ID X FEMALE 37° FLARE	THREAD	A	B	HEX	APPROX. WT. LBS.	LIST PRICE
32335	5/16" x 3/8"	9/16-18	1.60	0.97	0.68	0.06	---
32336C	3/8" X 3/8"	9/16-18	1.66	0.97	0.68	0.06	---



CRIMP STYLE

KJS

**WARNING:** This product can expose you to chemicals, including lead, which are known to the State of California to cause cancer and birth defects or other reproductive harm. For more information, visit [www.P65Warnings.ca.gov](http://www.P65Warnings.ca.gov)

MARINE

**HOSE BARB**

BRASS FITTINGS


**BRASS FUEL HOSE BARBS**

**Typical Application:** Low pressure air, fuel and oil applications. Generally used for automotive, light truck, and small engine fuel lines. Use with fuel hose SAE 30R7 & SAE 30R9.

**Advantages:** Easy to assemble, just push the fitting into the hose & clamp. Good selection of configurations at reasonable cost.

**MALE CONNECTOR**

HOSE BARB X MALE PIPE


159  
29SB

PART #	HOSE ID	MIP	IND #	LIST PRICE
38802	1/4"	1/8"	1537	---
32377	1/4"	1/4"	1581	---
38806	5/16"	1/8"	1551	---
38808	5/16"	1/4"	1555	---
38810	3/8"	1/8"	1565	---
32381	3/8"	1/4"	1564	---
32382	3/8"	3/8"	1566	---
32383	1/2"	3/8"		---
32384	1/2"	1/2"		---

68HB

**90° MALE ELBOW**

HOSE BARB X MALE PIPE



29ESB

PART #	HOSE ID	MIP	IND #	LIST PRICE
38860	1/4"	1/8"	1582	---
38861	1/4"	1/4"		---
38862	5/16"	1/8"	1556	---
38864	5/16"	1/4"	1557	---
38866	3/8"	1/8"	1572	---
38868	3/8"	1/4"	1571	---

**WARNING:** This product can expose you to chemicals, including lead, which are known to the State of California to cause cancer and birth defects or other reproductive harm. For more information, visit [www.P65Warnings.ca.gov](http://www.P65Warnings.ca.gov)



# BARSTOCK/ CAST SS HOSE BARB


BRASS FITTINGS

## 316 STAINLESS STEEL MACHINED RIGID MALE HOSE BARB



PART #	HOSE I.D. X NPT	LIST PRICE
32001SS	1/8" x 1/8"	---
32002SS	3/16" x 1/8"	---
32003SS	3/16" x 1/4"	---
32004SS	1/4" x 1/8"	---
32005SS	1/4" x 1/4"	---
32006SS	1/4" x 3/8"	---
32008SS	5/16" x 1/8"	---
32009SS	5/16" x 1/4"	---
32010SS	5/16" x 3/8"	---
32011SS	3/8" x 1/8"	---
32012SS	3/8" x 1/4"	---
32013SS	3/8" x 3/8"	---
32014SS	3/8" x 1/2"	---
32015SS	1/2" x 1/4"	---
32016SS	1/2" x 3/8"	---
32017SS	1/2" x 1/2"	---
32018SS	1/2" x 3/4"	---
32019SS	5/8" x 3/8"	---
32020SS	5/8" x 1/2"	---
32021SS	5/8" x 3/4"	---
32022SS	3/4" x 1/2"	---
32023SS	3/4" x 3/4"	---
32024SS	1" x 3/4"	---

## 316 STAINLESS STEEL SPLICER




PART #	HOSE I.D. X HOSE I.D.	A	B	LIST PRICE
32091SS	1/8"			---
32093SS	1/4"	2.03	0.97	---
32094SS	5/16"			---
32095SS	3/8"	2.06	0.97	---
32096SS	1/2"	2.06	0.97	---
32098SS	3/4"	2.50	1.19	---

## 316 STAINLESS STEEL BARB ELBOW



PART #	HOSE I.D. X NPT	LIST PRICE
32038SS	1/4 x 1/8	---
32039SS	1/4 x 1/4	---
32041SS	3/8 x 1/4	---
32042SS	3/8 x 3/8	---
32043SS	1/2" x 3/8"	---
32311SS	1/2 x 1/2	---
32314SS	3/4" x 3/4"	---

## 304 STAINLESS STEEL HOSE NIPPLES



• Cast

PART #	HOSE I.D. X MALE PIPE	LIST PRICE
73951	1/4"	---
73952	3/8"	---
73953	1/2"	---
73954	3/4"	---
73955	1"	---
73956	1-1/4"	---
73957	1-1/2"	---
73958	2"	---
73959	2-1/2"	---
73960	3"	---

## 304 STAINLESS STEEL REDUCING HOSE NIPPLES



• Cast

PART #	HOSE I.D. X MALE PIPE	LIST PRICE
73970	1/4" X 1/8"	---
73971	3/8" X 1/4"	---
73972	1/2" X 3/8"	---
73973	1/2" X 1/4"	---
73974	3/4" X 1/2"	---
73975	1" X 3/4"	---
73976	1" X 1/2"	---
73977	1-1/4" X 1"	---
73979	1-1/2" X 1-1/4"	---
73980	1-1/2" X 1"	---
73981	2" X 1-1/2"	---
73982	2" X 1-1/4"	---

## 316 STAINLESS STEEL HOSE NIPPLES



• Cast

PART #	HOSE I.D. X MALE PIPE	LIST PRICE
973951	1/4"	---
973952	3/8"	---
973953	1/2"	---
973954	3/4"	---
973955	1"	---
973956	1-1/4"	---
973957	1-1/2"	---
973958	2"	---
973959	2-1/2"	---
973990	3"	---
973991	4"	---

**WARNING:** This product can expose you to chemicals, including lead, which are known to the State of California to cause cancer and birth defects or other reproductive harm. For more information, visit [www.P65Warnings.ca.gov](http://www.P65Warnings.ca.gov)

MARINE

**PUSH ON HOSE BARB**

BRASS FITTINGS

**PUSH ON BARB FITTINGS**

**Typical Application:** Low Pressure Air, Fuel, Lube, and Oil Lines

• Pressure determined by tube material and hardness. Our parts have been tested to max 150 PSI.

**Advantages:** Easy assembly. No clamps needed!!

• **Assembly Instructions**

- 1- Lubricate insert.
- 2- Hold hose at angle as shown & push on and up over first barb.
- 3- Continue to push straight on until hose is seated under protective plastic cap. Keep hands back from hose end area so that hose can expand.

• **Disassembling Instructions**

- 1- Split hose. Do not cut completely through hose. Sealing edge of barb could be damaged.
- 2- Bend hose and remove with a quick pull.

See lead free section for lead free push-on barb fittings. **Stainless steel available at the end of this section.**

ACTUAL PROFILE OF PUSH ON BARBS




**WARNING:** This product can expose you to chemicals, including lead, which are known to the State of California to cause cancer and birth defects or other reproductive harm. For more information, visit [www.P65Warnings.ca.gov](http://www.P65Warnings.ca.gov)

# PUSH-ON HOSE BARB

## BRASS FITTINGS

### MALE ADAPTER

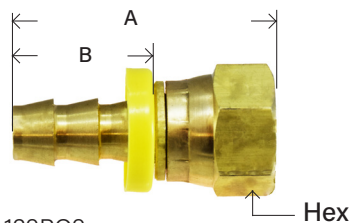


29PO1  
129PO1

PART #	HOSE I.D. X MALE NPTF	A	B	HEX	APPROX. WT. LBS.	LIST PRICE
30200	1/4" x 1/8"	1.43	0.87	0.50	0.04	---
30201	1/4" x 1/4"	1.66	0.87	0.56	0.06	---
30213	5/16" x 1/4"	1.66	0.87	0.56	0.06	---
30203	3/8" x 1/4"	1.69	0.89	0.56	0.07	---
30204	3/8" x 3/8"	1.76	0.97	0.68	0.08	---
30205	3/8" x 1/2"	1.97	0.97	0.87	0.10	---
30206	1/2" x 3/8"	1.76	0.97	0.68	0.09	---
30207	1/2" x 1/2"	1.97	0.97	0.87	0.14	---
30209	5/8" x 1/2"	2.45	1.45	0.87	0.16	---
30214	5/8" x 3/4"	2.45	1.45	1.06	0.18	---
30215	3/4" x 1/2"	2.45	1.45	0.87	0.21	---
30210	3/4" x 3/4"	2.45	1.45	1.06	0.20	---

301 P990A HLM 100B-1 KA-MB 272 29PO 725 625 BPN 941 30182

### FEMALE GASKET SEAL SWIVEL - NPSM




129PO9

PART #	HOSE I.D. X GASKET SWIVEL (NPSM)	A	B	HEX	APPROX. WT. LBS.	LIST PRICE
30360	3/8" x 1/4"	1.61	1.00	0.68	0.06	---
30361	3/8" x 3/8"	1.77	0.97	0.81	0.08	---
30362	3/8" x 1/2"	1.80	0.92	0.93	0.09	---
30363	1/2" x 1/2"	1.90	1.02	0.93	0.11	---
30366	3/4" x 3/4"	2.36	1.55	1.18	0.32	---

• Not recommend for water due to fiber gasket - for air service only. For water, replace with rubber gasket

280

### HOSE SPLICER




29P08  
129PO14

PART #	HOSE I.D.	A	APPROX. WT. LBS.	LIST PRICE
30300	1/4"	1.87	0.04	---
30305	5/16"	1.80	0.04	---
30301	3/8"	2.00	0.06	---
30302	1/2"	2.01	0.08	---
30303	5/8"	3.03	0.14	---
30304	3/4"	3.03	0.14	---
30306	1"	3.21	0.28	---

BPM 696 29SPO 296 915 729 100B-Y KA-RM MHL 296 38282

### RIGID FEMALE ADAPTER



29P02  
129PO7

PART #	HOSE I.D. X FEMALE NPTF	A	B	HEX	APPROX. WT. LBS.	LIST PRICE
30225	3/8" x 3/8"	1.63	0.97	0.75	0.06	---

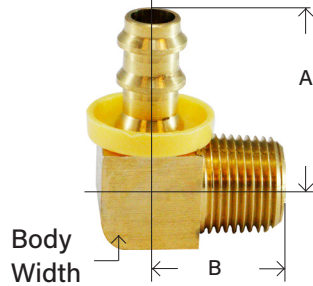
30282 29FPO HLF 626 274 726 940

Dimension data can change without notice. Please check when dimensions are critical.



**PUSH ON HOSE BARB**

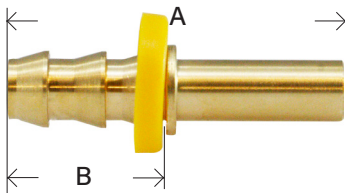
## BRASS FITTINGS

**MALE ELBOW**

PART #	HOSE I.D. X MALE NPTF	A	B	BODY WIDTH	APPROX. WT. LBS.	LIST PRICE
30372	1/4" x 1/8"	0.98	0.75	0.50	0.04	---
30373	1/4" x 1/4"	1.04	0.95	0.56	0.06	---
30375	5/16" x 1/4"	1.09	0.94	0.56	0.08	---
30370	3/8" x 1/8"	1.11	0.75	0.50	0.10	---
30371	3/8" x 1/4"	1.13	0.90	0.56	0.10	---
30376	3/8" x 3/8"	1.21	0.92	0.70	0.12	---
30378	1/2" x 1/2"	1.50	1.19	0.87	0.22	---

29POE  
129PO20

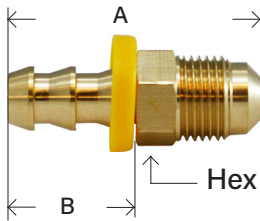
100-C 29EPO 273

**RIGID TUBE ADAPTER**

PART #	HOSE I.D. X O.D TUBE	A	B	APPROX. WT. LBS.	LIST PRICE
30291	1/4" x 1/4"	1.88	0.77	0.04	---

294 100B-X KA-RL 303 732 694


29PO1D  
129PO15

**MALE SAE FLARE ADAPTER**

PART #	HOSE I.D. X 45° MALE FLARE	UNF THREAD	A	B	HEX	APPROX. WT. LBS.	LIST PRICE
30240	1/4" x 1/4"	7/16-20	1.45	0.75	0.43	0.04	---
30249	5/16" x 5/16"	1/2-20	1.60	0.80	0.50	0.06	---
30245	1/2" x 1/2"	3/4-16	1.98	1.02	0.875	0.10	---

29PO3  
129PO4

100B-3 KA-MS 727 945 682 302 282

**SAE/JIC DUAL 45°/37° FEMALE SWIVEL**

PART #	HOSE I.D. X DUAL SEAT	UNF THREAD	A	B	HEX	APPROX. WT. LBS.	LIST PRICE
30230	1/4" x 1/4"	7/16-20	1.53	0.87	0.56	0.06	---
30231	1/4" x 5/16"	1/2-20	1.53	0.87	0.62	0.04	---
30232	5/16" x 5/16"	1/2-20	1.56	0.87	0.62	0.04	---
30427	3/8" x 5/16"	1/2-20	1.74	0.87	0.62	0.06	---
30233	3/8" x 1/2"	3/4-16	1.79	0.97	0.87	0.10	---
30234	1/2" x 1/2"	3/4-16	1.77	0.97	0.87	0.10	---
30235	1/2" x 5/8"	7/8-14	1.84	0.97	1.00	0.12	---
30236	5/8" x 1/2"	3/4-16	2.27	1.45	0.87	0.18	---
30237	5/8" x 5/8"	7/8-14	2.33	1.45	1.00	0.14	---
30428	3/4" x 5/8"	7/8-14	2.33	1.45	1.00	0.20	---

29PO5  
129PO10


29FDS 287 HDF 309 735 690 P990-K 305 935/934

**WARNING:** This product can expose you to chemicals, including lead, which are known to the State of California to cause cancer and birth defects or other reproductive harm. For more information, visit [www.P65Warnings.ca.gov](http://www.P65Warnings.ca.gov)

# PUSH ON HOSE BARB

## BRASS FITTINGS

### 45° SAE FLARE FEMALE SWIVEL




29P06  
129PO14

PART #	HOSE I.D. X 45° FEMALE FLARE	UNF THREAD	A	B	HEX	APPROX. WT. LBS.	LIST PRICE
30250	1/4" x 1/4"	7/16-20	1.54	0.87	0.56	0.04	---
30251	1/4" x 5/16"	1/2-20	1.57	0.87	0.62	0.04	---
30253	1/4" x 3/8"	5/8-18	1.63	0.87	0.75	0.06	---
30252	3/8" x 3/8"	5/8-18	1.73	0.97	0.75	0.10	---
30257	3/8" x 1/2"	3/4-16	1.85	0.87	0.87	0.10	---
30261	1/2" x 3/8"	5/8-18	1.92	1.05	0.75	0.10	---
30255	1/2" x 1/2"	3/4-16	1.77	0.97	0.87	0.12	---
30258	5/8" x 5/8"	7/8-14	2.35	1.45	1.00	0.14	---
30259	3/4" x 3/4"	1-1/16-14	2.42	1.45	1.25	0.22	---

30882 728 P990-H 29AEPO 307 284 100S-4 KA-NS HSF 684 934

### FEMALE 37° JIC FLARE SWIVEL




29P07  
129PO12

PART #	HOSE I.D. X FEMALE JIC	UNF THREAD	A	B	HEX	APPROX. WT. LBS.	LIST PRICE
30264	1/4" x 3/8"	9/16-18	1.57	0.87	0.68	0.06	---
30266	3/8" x 3/8"	9/16-18	1.70	0.97	0.68	0.08	---
30269	3/4" x 3/4"	1-1/16-12	2.40	1.45	1.25	0.22	---

JF 944/934 29J1CPO HJF 688 738 288 100B-6 308 P990-F 30682 KA-NJ

### INVERTED FLARE MALE SWIVEL



29P016  
129PO6

PART #	HOSE I.D. X MALE INV FLARE	UNF THREAD	A	B	HEX	APPROX. WT. LBS.	LIST PRICE
30276	1/4" x 1/4"	7/16-24	1.56	0.87	0.43	0.04	---
30277	1/4" x 5/16"	1/2-20	1.62	0.87	0.50	0.04	---
30280	5/16" x 5/16"	1/2-20	1.62	0.87	0.50	0.06	---
30279	3/8" x 3/8"	5/8-18	1.76	0.97	0.62	0.06	---
30282	1/2" x 1/2"	3/4-18	1.84	0.97	0.75	0.10	---
30286	5/8" x 5/8"	7/8-18	2.50	1.57	0.87	0.14	---

290 100B-B KA-MF 1MS 947

**GARDEN HOSE**

BRASS FITTINGS

**GARDEN HOSE FITTINGS**

#### • Temperature and Working Pressure Ranges

From +35°F to +100°F at 75 PSI maximum or the recommended working pressure of the garden hose. (Not to exceed 150 PSI.)

**Note:** All female connector ends should have a rubber washer inserted prior to usage.

**FGH** = Female Garden Hose threads

**MGH** = Male Garden Hose threads

Male garden hose threads are all 3/4" with an outside diameter of 1.0625 and 11-1/2" threads per inch.



Male Garden Hose Profile



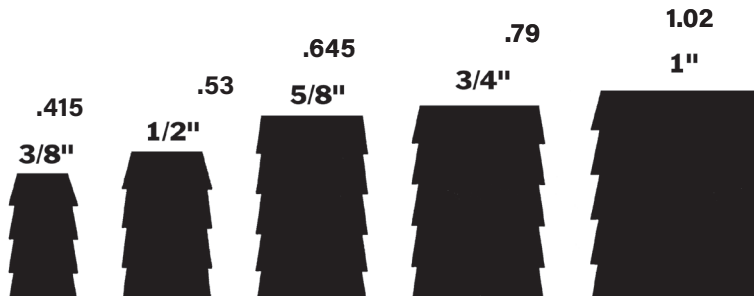
See Plastic section for Plastic Garden Hose Fittings



Lead free Garden Hose

Washers included are #30150B black washers.

#### ACTUAL PROFILE OF GARDEN HOSE BARBS




**WARNING:** This product can expose you to chemicals, including lead, which are known to the State of California to cause cancer and birth defects or other reproductive harm. For more information, visit [www.P65Warnings.ca.gov](http://www.P65Warnings.ca.gov)

# GARDEN HOSE

## BRASS FITTINGS

### SWIVEL - MGH X FGH

**-WASHER INCLUDED**



PART #	MGH X FGH	A	HEX	APPROX. WT. LBS.	LIST PRICE
30000**	3/4" x 3/4"	1.03	0.50*	0.26	---

\* Internal Hex

\* Not a live swivel

\*\* available in swivel crimp style

### SWIVEL - FGH X FGH

**-WASHER INCLUDED**




30011

PART #	FGH X FGH	A	HEX	APPROX. WT. LBS.	LIST PRICE
30011	3/4" x 3/4"	1.03	1.18 O.D.	0.24	---

HUS 91 203W GSU 101GHSV 22AS 506 FS66

### SWIVEL - FGH X FEMALE PIPE

**-WASHER INCLUDED**



PART #	FGH X FEMALE NPTF	A	HEX	APPROX. WT. LBS.	LIST PRICE
30001	3/4" x 1/2"	1.20	1.00	0.11	---
30006	3/4" x 3/4"	1.11	1.12	0.11	---

S1 HSU11 91Z 1975 98GHSV 5AS 21517 502 FS65

### RIGID - FGH X FEMALE PIPE




PART #	FGH X FEMALE NPTF	A	HEX	APPROX. WT. LBS.	LIST PRICE
30078	3/4" x 1/2"	1.06	1.18	0.10	---

FS67 198 HU11 21507 501 99GH 5A H15PP

### SWIVEL - FGH X MALE PIPE

**-WASHER INCLUDED**




30183

PART #	FGH X MALE NPTF	A	HEX	APPROX. WT. LBS.	LIST PRICE
30183	3/4" x 1/2"	1.32	0.81	0.11	---

### RIGID - FGH X MALE PIPE

**-WASHER INCLUDED**



30088


PART #	FGH X MALE NPTF	A	HEX	APPROX. WT. LBS.	LIST PRICE
30088	3/4" x 1/2"	1.06	1.18	0.09	---

\*\* 1/2 Swt = 5/8 O.D.

21505 503 83GH 20A HU21 199 H7

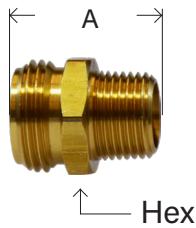
**WARNING:** This product can expose you to chemicals, including lead, which are known to the State of California to cause cancer and birth defects or other reproductive harm. For more information, visit [www.P65Warnings.ca.gov](http://www.P65Warnings.ca.gov)

MARINE

**GARDEN HOSE****BRASS FITTINGS****RIGID - MGH X FEMALE PIPE**

PART #	MGH X FEMALE NPTF	A	HEX	APPROX. WT. LBS.	LIST PRICE
30067	3/4" x 3/8"	1.09	1.06	0.12	---
30068	3/4" x 1/2"	0.81	1.06	0.10	---
30073	3/4" x 3/4"	1.12	1.18	0.10	---

197 18R HU12 H11PP 18A 507 18H 81GH 21503 MF67


**RIGID - MGH X MALE PIPE**

PART #	MGH X MALE NPTF	A	HEX	APPROX. WT. LBS.	LIST PRICE
30053	3/4" x 3/8"	1.25	1.06	0.10	---
30058	3/4" x 1/2"	1.31	1.06	0.12	---
30063**	3/4" x 3/4" x 1/2"	1.31	1.06	0.13	---
30063S	3/4" x 3/4" Short	1.10	1.06	0.10	---

19R 196 H530 21501 508 HU22 514 71GH 19A

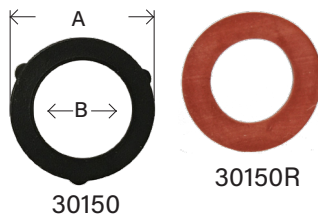
No Tap

\*\* (Tapped 1/2 FIP)

**RIGID - MGH X MGH**

PART #	MGH X MGH	A	HEX	APPROX. WT. LBS.	LIST PRICE
30098	3/4" x 3/4" (1/2" FIP)	1.22	1.06	0.13	---
30099	3/4" x 3/4"	1.38	1.06	0.15	---


21500 509 75GH 23A H8 19R

**GARDEN HOSE WASHERS**

PART #	SIZE	A	B	THICKNESS	APPROX. WT. LBS.	LIST PRICE
30150B	black	1.00	0.68	0.13	0.01	---
30150	black*	0.98	0.68	0.13	0.01	---
30150R	red	1.00	0.68	0.13	0.01	---

GHW 901GH


\* plasticized rubber

**GARDEN HOSE FILTER WASHER**

PART #	SIZE	A	B	APPROX. WT. LBS.	LIST PRICE
30180	30 Mesh	0.52	1.00	0.02	---

LA662

• 300 Series Stainless Steel Screen

**GARDEN HOSE CAP**

PART #	SIZE	A	APPROX. WT. LBS.	LIST PRICE
30103	3/4" Die Cast	0.58	0.04	---

513 96GH GHN5 HC1 LA215 21518 200-W

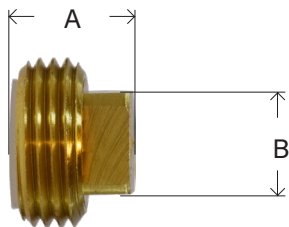
• Garden hose washers sold separately



# GARDEN HOSE

## BRASS FITTINGS

### GARDEN HOSE PLUG



PART #	SIZE	A	B	APPROX. WT. LBS.	LIST PRICE
30026	3/4"	0.69	0.61	0.12	---


### HOSE MENDERS - SOLID BARB X BARB



PART #	HOSE I.D. X HOSE I.D.	A	B	O.D.	APPROX. WT. LBS.	LIST PRICE
32096	1/2"	2.00	0.96	0.62	0.06	---
32097	5/8"	2.05	0.96	0.75	0.08	---
32098	3/4"	2.50	1.15	0.87	0.10	---
32099	1"	3.00	1.44	1.02	0.23	---

### QUICK DISCONNECT GARDEN HOSE COUPLERS

**.WASHER INCLUDED**



30452

30451

PART #	SIZE	A	APPROX. WT. LBS.	LIST PRICE
30450	Complete	1.70	0.24	---


LA73C

- Unvalved construction allows maximum Flow
- 150 PSI
- NBR Seals

## BARSTOCK BRASS GARDEN HOSE COUPLINGS

### FEMALE SWIVEL ONLY

**.WASHER INCLUDED**

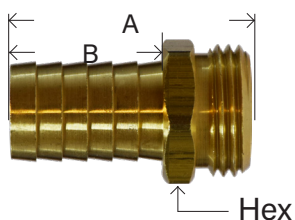


29FGH  
329F

BRASS

PART #	HOSE BARB X FGH	A	B	HEX	APPROX. WT. LBS.	LIST PRICE
30031	3/8" x 3/4"	1.82	1.19	1.18	0.11	---
30032	1/2" x 3/4"	1.82	1.19	1.18	0.12	---
30033	5/8" x 3/4"	1.82	1.19	1.18	0.13	---
30034	3/4" x 3/4"	1.82	1.19	1.18	0.15	---

### MALE END ONLY



29MGH  
329M

BRASS

PART #	HOSE BARB X MGH	A	B	HEX	APPROX. WT. LBS.	LIST PRICE
30039	3/8" x 3/4"	1.88	1.19	1.06	0.12	---
30040	1/2" x 3/4"	1.88	1.19	1.06	0.12	---
30041	5/8" x 3/4"	1.88	1.19	1.06	0.12	---
30042	3/4" x 3/4"	1.88	1.19	1.06	0.13	---

**WARNING:** This product can expose you to chemicals, including lead, which are known to the State of California to cause cancer and birth defects or other reproductive harm. For more information, visit [www.P65Warnings.ca.gov](http://www.P65Warnings.ca.gov)

MARINE

**GARDEN HOSE VALVES/ FITTINGS**

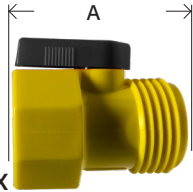
## BRASS FITTINGS

**GARDEN HOSE COUPLING****. WASHER INCLUDED**

BRASS




PART #	HOSE BARB	LIST PRICE
30028	5/8"	---
30029	3/4"	---

**GARDEN HOSE VALVES****PLASTIC GARDEN HOSE VALVE - CYCOLAC BODY & BALL****. WASHER INCLUDED**

PART #	FGH X MGH	A	HEX	APPROX. WT. LBS.	LIST PRICE
30163	3/4" x 3/4"	1.75	1.25	0.04	---

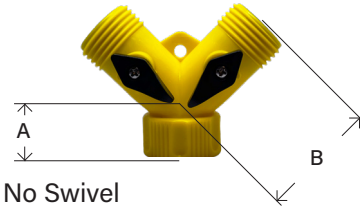
LA450C

**CAST BRASS HOSE - "Y" CONNECTOR****. WASHER INCLUDED**86YRB  
HY12

PART #	SIZE FGH X MGH(2)	A	B	APPROX. WT. LBS.	LIST PRICE
30140	3/4"	1.40	0.67	0.22	---

86Y 21A

AVAILABLE IN LEAD FREE BRASS

**PLASTIC, NON-CORROSIVE, 2-WAY HOSE SHUT-OFF "GATED Y"****. WASHER INCLUDED**

No Swivel

PART #	SIZE FGH X MGH(2)	A	B	APPROX. WT. LBS.	LIST PRICE
30160	3/4"	0.74	1.87	0.08	---

**"GATED Y" SHAPE BRASS CONNECTOR W/ 2-WAY SHUT OFF****. WASHER INCLUDED**

▪ Brass Levers

PART #	SIZE	DESCRIPTION FGH SWIVEL X MGH(2)	APPROX. WT. LBS.	LIST PRICE
30627	3/4"	3/4 Double Y valve, swivel inlet	0.56	---

AVAILABLE IN LEAD FREE BRASS

Dimension data can change without notice. Please check when dimensions are critical.

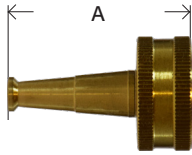
**WARNING:** This product can expose you to chemicals, including lead, which are known to the State of California to cause cancer and birth defects or other reproductive harm. For more information, visit [www.P65Warnings.ca.gov](http://www.P65Warnings.ca.gov)

# GARDEN HOSE NOZZLES

## BRASS FITTINGS

### 2-1/2" BRASS NOZZLE


• WASHER INCLUDED



PART #	SIZE	A	APPROX. WT. LBS.	LIST PRICE
30637	3/4"	2.50	0.14	---

### 3" CROSSED PATTERN BRASS NOZZLE


• WASHER INCLUDED



PART #	SIZE	A	APPROX. WT. LBS.	LIST PRICE
30640	3/4"	2.89	0.25	---

### 4" CROSSED PATTERN BRASS NOZZLE

• WASHER INCLUDED



PART #	SIZE	A	APPROX. WT. LBS.	LIST PRICE
30638	3/4"	3.80	0.50	---

• WASHER INCLUDED

5-1/2

Adjustable Spray

PART #	SIZE	Zinc Alloy spray nozzle with insulated handle soft grip and front thread protector	LIST PRICE
30600	5-1/2"		---

• WASHER INCLUDED

4-1/4

Lead Free

PART #	SIZE	Zinc Alloy spray nozzle	LIST PRICE
30620	4-1/4"		---

• WASHER INCLUDED

5-1/4

Lead Free Adjustable Spray

PART #	SIZE	Zinc Alloy spray nozzle with easily adjustable brass head and plastic grip	LIST PRICE
30609	5-1/4"		---

• WASHER INCLUDED

4-1/2

PART #	SIZE	Plastic spray nozzle	LIST PRICE
30630	4-1/2"		---

WARNING: This product can expose you to chemicals, including lead, which are known to the State of California to cause cancer and birth defects or other reproductive harm. For more information, visit [www.P65Warnings.ca.gov](http://www.P65Warnings.ca.gov)



**SAE 45° FLARE**

BRASS FITTINGS

**SAE 45° FLARE**

Tube O.D.	1/8	3/16	1/4	5/16	3/8	7/16	1/2	5/8	3/4
Thread Size-B	5/16-24	3/8-24	7/16-20	1/2-20	5/8-18	11/16-16	3/4-16	7/8-14	1-1/16-14

**•Typical Application**

LP and natural gas, flammable liquids, instrumentation, refrigeration, power steering, hydraulic and pneumatic systems.

**•Working Pressure Ranges**

Temperature and type of tubing used are important factors. However, the following table is a good guide for proper selection. Temperature 73°F with copper tubing:

PSI	Tube O.D. (in.)	Tube Wall (in.)
2800	1/8	.030
1900	3/16	.030
1400	1/4	.030
1200	5/16	.032
1000	3/8	.032
750	1/2	.032
650	5/8	.035
550	3/4	.035
450	7/8	.035

**•Vibration**

Good resistance - use long nut when greater vibration resistance is required.


**•Temperature Range**

-65°F to +250°F (-53°C to +121°C) range at maximum operating pressures.

**•Used With**

Copper, brass, aluminum and steel hydraulic tubing that can be flared.

Actual O.D. of Flare Fittings

**• Tolerance**

+/- .03 on all dimensions. Dimension data can change without notice. Please call us when dimensions are critical.

**• Approvals:**

Meets functional requirements of SAE J530, J531

**Assembly Instructions**

1- Cut tubing to desired length. Make sure all burrs are removed and ends are cut square.

2- Slide nut on tube. Threaded end "A" of nut must face out.

3- Flare end of tube with a 45° flaring tool.

a- Measure flare diameter.

b- Examine flare for excessive thin out.

4- Lubricate threads and assemble to fitting body. Nut should be turned hand tight.

5- Tighten assembly with wrench until a solid feeling is encountered. From that point, apply a one-sixth turn.

**Note:** Do not over-torque as it may damage the fitting or split the tubing at the flare.




• See Lead Free Flare Fittings

**WARNING:** This product can expose you to chemicals, including lead, which are known to the State of California to cause cancer and birth defects or other reproductive harm. For more information, visit [www.P65Warnings.ca.gov](http://www.P65Warnings.ca.gov)

# SAE 45° FLARE

## BRASS FITTINGS

### SHORT ROD NUT



41S  
411S


SAE# 010110

PART #	THREAD SIZE UNF	THREAD	A	HEX	APPROX. WT. LBS.	LIST PRICE
10015	1/4"	7/16-20	0.75	0.56	0.03	---
10017	3/8"	5/8-18	1.00	0.75	0.04	---
10019	1/2"	3/4-16	1.12	0.87	0.09	---
10020	5/8"	7/8-14	1.31	1.06	0.15	---

\*Reducing

20910 41FS 1110 N1 41FX 441S 'L'

### LONG ROD NUT




41L

SAE# 010111

PART #	THREAD SIZE UNF	A	HEX	APPROX. WT. LBS.	LIST PRICE
10003	1/4"	0.94	0.56	0.03	---
10005	3/8"	1.31	0.75	0.06	---
10006	1/2"	1.62	0.87	0.12	---

41FL N2 241 441 41

### SHORT FORGED NUT




641S  
6401S

SAE# 010166

PART #	THREAD SIZE UNF	A	HEX	APPROX. WT. LBS.	LIST PRICE
10039	1/4"	0.60	0.62	0.04	---
10041	3/8"	0.70	0.81	0.06	---

14FS 41FFS 40 641-S 1116 NS4

### FLARED PLUG

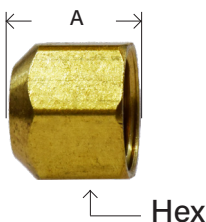


39  
439

PART #	THREAD SIZE UNF	A	HEX	APPROX. WT. LBS.	LIST PRICE
10064	1/4"	0.69	0.43	0.02	---
10065	5/16"	0.78	0.50	0.04	---
10066	3/8"	0.88	0.62	0.06	---
10067	1/2"	1.06	0.75	0.10	---
10068	5/8"	1.19	0.87	0.14	---
10069	3/4"	1.32	1.06	0.22	---

58 639F PF 57 P2 2229 439

### FLARED CAP



40  
440


PART #	THREAD SIZE UNF	A	HEX	APPROX. WT. LBS.	LIST PRICE
10075	1/4"	0.48	0.50	0.02	---
10076	5/16"	0.62	0.62	0.04	---
10077	3/8"	0.58	0.75	0.03	---
10078	1/2"	0.69	0.81	0.14	---
10079	5/8"	0.81	0.94	0.20	---
10080	3/4"	1.17	1.37	0.30	---

640F 41FC 56 N5 2129 54 440



**SAE 45° FLARE**


## BRASS FITTINGS

**UNION**

42  
402  
SAE# 010101

PART #	THREAD SIZE UNF	A	HEX	APPROX. WT. LBS.	LIST PRICE
10106	1/4"	1.19	0.43	0.03	---
10107	5/16"	1.34	0.50	0.05	---
10108	3/8"	1.50	0.62	0.09	---
10109	1/2"	1.81	0.75	0.14	---
10110	5/8"	2.12	0.87	0.20	---
10111	3/4"	2.44	1.06	0.35	---

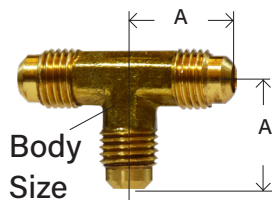
42F U2

**REDUCING UNION**

42R  
506

PART #	THREAD SIZE UNF	A	HEX	APPROX. WT. LBS.	LIST PRICE
10118	3/8" x 1/4"	1.38	0.62	0.06	---
10119	3/8" x 5/16"	1.44	0.62	0.08	---
10121	1/2" x 3/8"	1.69	0.75	0.10	---

656F UR2 42-R


**UNION TEE**

Forged Tee

44F  
404  
244  
SAE# 010401

PART #	THREAD SIZE UNF	A	BODY SIZE	APPROX. WT. LBS.	LIST PRICE
10159	1/4"	0.78	0.36	0.06	---
10161	3/8"	1.00	0.44	0.12	---
10162	1/2"	1.16	0.59	0.19	---

244F T2 144F

**FEMALE ADAPTER**

46  
246  
406  
SAE# 010103

PART #	MALE FLARE X FEMALE NPTF	A	HEX	APPROX. WT. LBS.	LIST PRICE
10227	3/16" x 1/8"	0.97	0.56	0.03	---
10228	1/4" x 1/8"	1.03	0.56	0.04	---
10229	1/4" x 1/4"	1.23	0.68	0.07	---
10230	1/4" x 3/8"	1.18	0.81	0.08	---
10232	5/16" x 1/8"	1.06	0.56	0.05	---
10233	5/16" x 1/4"	1.28	0.68	0.08	---
10235L	3/8" x 1/4"	1.25	0.68	0.08	---
10235	3/8" x 1/4"	1.31	0.81	0.08	---
10236	3/8" x 3/8"	1.25	0.81	0.10	---
10237	3/8" x 1/2"	1.60	1.00	0.16	---
10240	1/2" x 3/8"	1.50	0.81	0.14	---
10241	1/2" x 1/2"	1.75	1.00	0.12	---

46 U3

**Key "L" means light pattern.**


These fittings are completely interchangeable with full pattern fittings, but have been modified in some way. This modification is usually in the length of the pipe threads. Used in plumbing and light industrial applications.

**WARNING:** This product can expose you to chemicals, including lead, which are known to the State of California to cause cancer and birth defects or other reproductive harm. For more information, visit [www.P65Warnings.ca.gov](http://www.P65Warnings.ca.gov)

# SAE 45° FLARE

## BRASS FITTINGS

### MALE ADAPTER



48  
248  
408

SAE# 010102

\*Stainless Steel

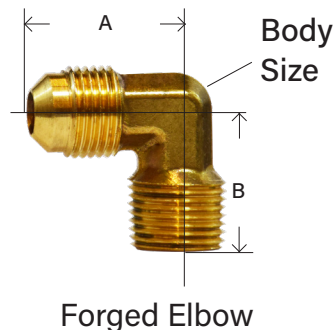
 **"L" means light pattern.**

These fittings are completely interchangeable with full pattern fittings, but have been modified in some way. This modification is usually in the length of the pipe threads. Used in plumbing and light industrial applications.

PART #	MALE FLARE X MALE NPTF	A	HEX	APPROX. WT. LBS.	LIST PRICE
10254	3/16" x 1/8"	1.00	0.43	0.03	---
10255L	1/4" x 1/8"	1.06	0.43	0.03	---
10255	1/4" x 1/8"	1.06	0.43	0.04	---
10256L	1/4" x 1/4"	1.15	0.56	0.03	---
10256	1/4" x 1/4"	1.25	0.56	0.04	---
10257	1/4" x 3/8"	1.31	0.68	0.06	---
10259	5/16" x 1/8"	1.16	0.50	0.04	---
10260L	5/16" x 1/4"	1.31	0.56	0.06	---
10260	5/16" x 1/4"	1.34	0.56	0.06	---
10261	5/16" x 3/8"	1.38	0.68	0.08	---
10263	3/8" x 1/4"	1.44	0.62	0.08	---
10264	3/8" x 3/8"	1.42	0.68	0.09	---
10265	3/8" x 1/2"	1.69	0.87	0.14	---
10266	3/8" x 3/4"	1.81	1.06	0.18	---
10268L	1/2" x 3/8"	1.46	0.75	0.10	---
10268	1/2" x 3/8"	1.62	0.75	0.12	---
10269L	1/2" x 1/2"	1.62	0.87	0.13	---
10269	1/2" x 1/2"	1.79	0.87	0.15	---
10270	1/2" x 3/4"	1.75	1.06	0.22	---
10272L	5/8" x 3/8"	1.67	0.87	0.14	---
10273	5/8" x 1/2"	2.00	0.87	0.20	---
10274	5/8" x 3/4"	1.85	1.06	0.21	---
10275	3/4" x 1/2"	2.19	1.06	0.28	---
10276	3/4" x 3/4"	2.08	1.06	0.28	---

U1 48

### 90° MALE ELBOW



49  
249  
409

SAE# 010202

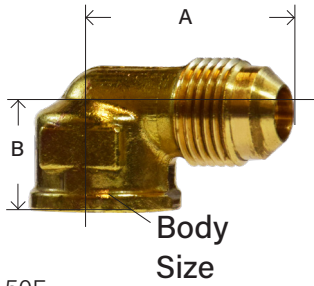
PART #	MALE FLARE X MALE NPTF	A	B	BODY SIZE	APPROX. WT. LBS.	LIST PRICE
10286	1/4" x 1/8"	0.84	0.78	0.38	0.04	---
10287	1/4" x 1/4"	0.81	0.88	0.44	0.05	---
10291	5/16" x 1/4"	0.98	0.96	0.44	0.08	---
10293	3/8" x 1/8"	1.00	0.91	0.53	0.08	---
10294	3/8" x 1/4"	1.01	0.89	0.48	0.08	---
10295	3/8" x 3/8"	1.00	0.88	0.47	0.10	---
10296	3/8" x 1/2"	1.10	1.09	0.59	0.12	---
10298	1/2" x 1/4"	1.19	1.00	0.59	0.12	---
10299	1/2" x 3/8"	1.10	1.00	0.59	0.13	---
10300	1/2" x 1/2"	1.16	1.13	0.59	0.14	---
10301	1/2" x 3/4"	1.42	1.25	0.81	0.24	---
10302	5/8" x 3/8"	1.35	1.22	0.72	0.20	---
10303	5/8" x 1/2"	1.35	1.22	0.72	0.20	---
10304	5/8" x 3/4"	1.44	1.31	0.81	0.25	---
10306	3/4" x 3/4"	1.67	1.63	0.88	0.30	---

249F 49 E1 149F

Dimension data can change without notice. Please check when dimensions are critical.

**SAE 45° FLARE**

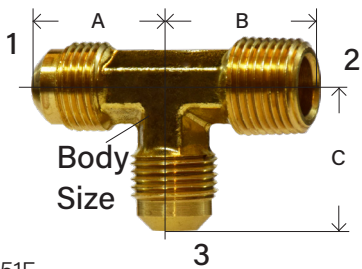
BRASS FITTINGS

**90° FEMALE ELBOW**

50F  
250  
500  
SAE# 010203

PART #	MALE FLARE X FEMALE NPTF	A	B	BODY SIZE	APPROX. WT. LBS.	LIST PRICE
10319	3/8" x 1/4"	1.06	0.59	0.75	0.09	---
10320	3/8" x 3/8"	1.06	0.57	0.81	0.10	---
10322	3/8" x 3/4"	1.28	0.72	1.25	0.12	---
10325	1/2" x 1/2"	1.29	0.72	1.00	0.18	---

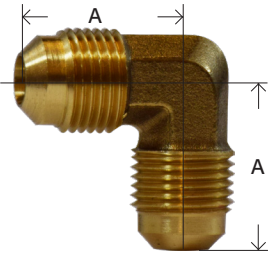
E3 50 150F

**FORGED MALE RUN TEE**

51F  
501

PART #	MALE FLARE X MALE NPTF (1&3) X 2	A	B	C	BODY SIZE	APPROX. WT. LBS.	LIST PRICE
10351	3/8" x 3/8"	1.00	1.00	1.00	0.47	0.10	---

T3 151F 51

**FORGED 90° FLARE ELBOW**

55F  
505  
\* Barstock

PART #	THREAD SIZE UNF	A	APPROX. WT. LBS.	LIST PRICE
10408	3/8"	1.00	0.10	---

E2 155F

Dimension data can change without notice. Please see our website when dimensions are critical.

**WARNING:** This product can expose you to chemicals, including lead, which are known to the State of California to cause cancer and birth defects or other reproductive harm. For more information, visit [www.P65Warnings.ca.gov](http://www.P65Warnings.ca.gov)

# SAE 45° FLARE

## BRASS FITTINGS

### 45° ELBOW



Forged


54  
4945  
40945  
SAE# 010302

PART #	MALE FLARE X MALE NPTF	A	B	BODY SIZE	APPROX. WT. LBS.	LIST PRICE
10448	1/4" x 1/8"	0.67	0.64	0.41	0.04	---
10452	3/8" x 1/4"	0.91	0.86	0.53	0.09	---
10453	3/8" x 3/8"	0.93	0.94	0.59	0.11	---
10456	1/2" x 1/2"	1.12	1.18	0.75	0.20	---

E145 54 159F 654F 59FF 254 47 4945

## FEMALE 45° FLARE FITTINGS

### FLARE REDUCER




601  
SAE# 010105

PART #	MALE FLARE X FEMALE FLARE	A	HEX	APPROX. WT. LBS.	LIST PRICE
10463	3/8" x 1/4"	1.12	0.62	0.06	---
10467	1/2" x 3/8"	1.41	0.81	0.13	---

UR3 661FHD 227 46-FF

## BRASS FLARE SWIVEL FITTINGS

### FORGED SWIVEL



700  
SAE# 010108

PART #	FEMALE FLARE UNF	A	HEX	APPROX. WT. LBS.	LIST PRICE
10481	1/4"	0.59	0.62	0.04	---
10483	3/8"	0.69	0.81	0.10	---
10484	1/2"	0.81	0.94	0.16	---
10485	5/8"	0.94	1.06	0.24	---

1350 US4 14FSV 34

**WARNING:** This product can expose you to chemicals, including lead, which are known to the State of California to cause cancer and birth defects or other reproductive harm. For more information, visit [www.P65Warnings.ca.gov](http://www.P65Warnings.ca.gov)

MARINE

**COMPRESSION**

BRASS FITTINGS

**COMPRESSION FITTINGS**

These are NOT Lead Free  
See Lead Free Section for Lead Free products

TUBE O.D.	1/8	3/16	1/4	5/16	3/8	7/16	1/2	5/8	3/4	7/8
THREAD SIZE-B	5/16-24	3/8-24	7/16-24	1/2-24	9/16-24	5/8-24	11/16-20	13/16-18	1-18	1-1/8-18
WORKING PRESSURE	400	400	300	300	200	200	200	150	100	75

- Typical Application

Use with copper, aluminum and thermoplastic tubing. Not recommended for steel tubing. Manufactured for low and medium pressure tubing connection work where excessive vibration or tube movement is not involved. Not recommended for application using gaseous media.

- Pressure

See table above for working pressures at 73oF.

- Vibration

Fair resistance - use long nut when greater vibration resistance is needed.

- Temperature Range

-65°F to +250°F (-53oC to +121oC) range at maximum operating pressures. (Refer to tubing temperature range.)

- Used With

Aluminum, copper, brass and plastic tubing. Plastic tubing requires insert. Not recommended for steel tubing.

- Tolerance

+/- .02 on all dimensions. Dimension data can change without notice. Please call us when dimensions are critical.

- Approvals

Meets function requirements of SAE J530, J531

- Assembly Instructions

- 1- Cut tubing to desired length.
- 2- Slide nut and then sleeve on tube. Threaded end "A" of nut must face toward fitting.
- 3- Insert tubing into fitting body. Be sure tubing is bottomed on fitting shoulder.
- 4- Lubricate threads and assemble nut to fitting body.
- 5- Tighten nut hand tight. From that point, tighten with a wrench the number of turns indicated in the chart below.

TUBE SIZE	ADDITIONAL TURNS FROM HAND TIGHT
1/8" thru 1/4"	1-1/4"
5/16"	1-3/4"
3/8" thru 1"	2-1/4"

- "L" at the end of a Part# means Light Pattern -These fittings are completely interchangeable with full pattern fittings, but have been modified in some way. This modification is usually in the length of the pipe threads. Used in plumbing and light industrial applications.

Actual Profile of Compression Threads



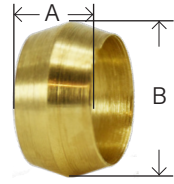
**WARNING:** This product can expose you to chemicals, including lead, which are known to the State of California to cause cancer and birth defects or other reproductive harm. For more information, visit [www.P65Warnings.ca.gov](http://www.P65Warnings.ca.gov)



# COMPRESSION

## BRASS FITTINGS

### BRASS SLEEVE



60


#### FERRULES

SAE# 060115

PART #	SIZE	A	B	APPROX. WT. LBS.	LIST PRICE
18001	1/8"	0.19	0.19	0.01	---
18002	3/16"	0.22	0.27	0.01	---
18003	1/4"	0.25	0.34	0.01	---
18004	5/16"	0.25	0.41	0.01	---
18005	3/8"	0.25	0.47	0.02	---
18007	1/2"	0.38	0.59	0.02	---

60 260

### BRASS NUT



61

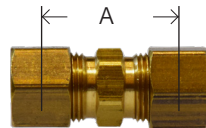
↑ HEX

SAE# 060110

PART #	SIZE	THREAD	A	HEX	APPROX. WT. LBS.	LIST PRICE
18033	1/8"	5/16-24	0.38	0.37	0.01	---
18035	1/4"	7/16-24	0.44	0.50	0.02	---
18037	3/8"	9/16-24	0.47	0.62	0.04	---
18039	1/2"	11/16-20	0.62	0.81	0.04	---

61 261

### UNION



62  
262

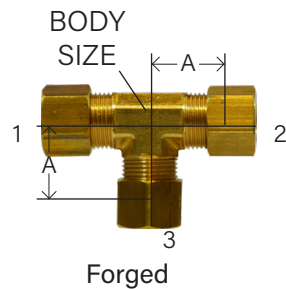
↑ HEX

SAE# 060101BA

PART #	SIZE	A	HEX	APPROX. WT. LBS.	LIST PRICE
18064	1/4"	0.81	0.43	0.06	---
18065	5/16"	0.88	0.50	0.06	---
18066	3/8"	0.98	0.56	0.10	---
18068	1/2"	1.25	0.68	0.16	---

M-62

### TEE



64

SAE# 060401

Forged

PART #	SIZE	A	BODY SIZE	APPROX. WT. LBS.	LIST PRICE
18105	3/8"	0.75	0.50	0.16	---

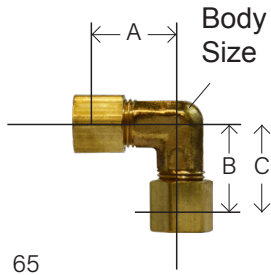
64 264C

**WARNING:** This product can expose you to chemicals, including lead, which are known to the State of California to cause cancer and birth defects or other reproductive harm. For more information, visit [www.P65Warnings.ca.gov](http://www.P65Warnings.ca.gov)

MARINE

**COMPRESSION**

## BRASS FITTINGS

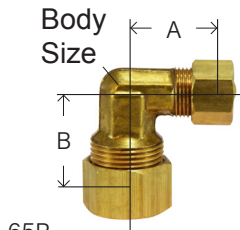
**UNION ELBOW**

65

SAE# 060201

PART #	SIZE	A	BODY SIZE	APPROX. WT. LBS.	LIST PRICE
18126	3/8"	0.72	0.43	0.12	---


65 BSE2 165C 265C

**REDUCING ELBOW - Forged**

65R

PART #	SIZE	A	B	BODY SIZE	APPROX. WT. LBS.	LIST PRICE
18135	3/8" x 1/4"	0.69	0.75	0.47	0.12	---
18136	1/2" x 3/8"	0.88	0.94	0.59	0.15	---
18137	5/8" x 3/8"					---
18138	5/8" x 1/2"					---

65-R

**FEMALE ADAPTER**

66

SAE# 060103

PART #	COMP. X FEMALE NPTF	A	HEX	APPROX. WT. LBS.	LIST PRICE
18142	1/8" x 1/8"	0.75	0.56	0.02	---
18143	3/16" x 1/8"	0.78	0.56	0.04	---
18153	3/8" x 1/4"	1.06	0.68	0.08	---
18154	3/8" x 3/8"	1.06	0.81	0.10	---
18155	3/8" x 1/2"	1.12	1.00	0.08	---
18159	1/2" x 1/2"	1.31	1.00	0.12	---
18162	5/8" x 1/2"	1.38	1.00	0.18	---


**WARNING:** This product can expose you to chemicals, including lead, which are known to the State of California to cause cancer and birth defects or other reproductive harm. For more information, visit [www.P65Warnings.ca.gov](http://www.P65Warnings.ca.gov)



# COMPRESSION

## BRASS FITTINGS

### MALE ADAPTER

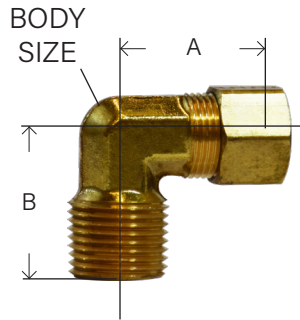


68  
SAE# 060102

PART #	COMP. X MALE NPTF	A	HEX	APPROX. WT. LBS.	LIST PRICE
18176	1/8" x 1/8"	0.78	0.43	0.04	---
18177	3/16" x 1/8"	0.84	0.43	0.04	---
18178	3/16" x 1/4"	0.94	0.56	0.06	---
18179	1/4" x 1/8"	0.88	0.43	0.04	---
18180	1/4" x 1/4"	1.06	0.56	0.06	---
18181	1/4" x 3/8"	1.03	0.68	0.08	---
18184	5/16" x 1/4"	1.09	0.56	0.06	---
18187	3/8" x 1/8"	0.97	0.56	0.06	---
18188	3/8" x 1/4"	1.16	0.56	0.07	---
18189	3/8" x 3/8"	1.14	0.69	0.08	---
18190	3/8" x 1/2"	1.34	0.87	0.13	---
18194	1/2" x 3/8"	1.16	0.69	0.12	---
18195	1/2" x 1/2"	1.41	0.87	0.19	---
18198	5/8" x 1/2"	1.12	0.81	0.24	---

68

### MALE ELBOW



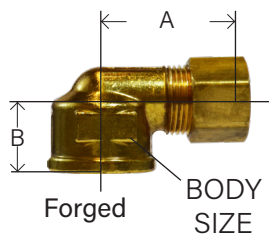
FORGED

69  
SAE# 060202

PART #	COMP. X MALE NPTF	A	B	BODY SIZE	APPROX. WT. LBS.	LIST PRICE
18224	1/4" x 1/8"	0.60	0.75	0.37	0.06	---
18225	1/4" x 1/4"	0.65	0.94	0.36	0.08	---
18233	3/8" x 1/4"	0.75	0.82	0.46	0.08	---
18234	3/8" x 3/8"	0.81	0.94	0.46	0.10	---
18236	1/2" x 1/4"	0.88	0.97	0.56	0.14	---
18238	1/2" x 1/2"	0.94	1.13	0.59	0.17	---

69 269C BSE1 169C

### FEMALE ELBOW



Forged

BODY SIZE

70  
SAE# 060203

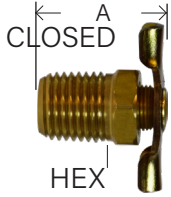
PART #	COMP. X FEMALE NPTF	A	B	BODY SIZE	APPROX. WT. LBS.	LIST PRICE
18258	3/8" x 1/4"	0.84	0.59	0.75	0.10	---

70 270C BSE3 170C

Dimension data can change without notice. Please check when dimensions are critical.


**DRAIN COCKS**

## BRASS FITTINGS

**INTERNAL SEAT - Wing Nut Handle**


PART #	MALE PIPE	INDUSTRY NUMBER	A	HEX	APPROX. WT. LBS.	LIST PRICE
46074	1/8"	130	0.92	0.40	0.04	---
46075	1/4"	140	0.94	0.56	0.06	---
46077	3/8"	230	1.27	0.68	0.08	---

HB-5/16 803 305A

**PIN HANDLE - Internal Seat**

PART #	MALE PIPE	INDUSTRY NUMBER	A	HEX	APPROX. WT. LBS.	LIST PRICE
46080	1/8"	M-200-P	1.22	0.50	0.04	---
46081	1/4"	M-201-P	1.31	0.56	0.06	---
46082	3/8"	M-202-P	1.53	0.68	0.12	---

DC603 802

**EXTERNAL SEAT w/ SPOUT**

PART #	MALE PIPE	INDUSTRY NUMBER	A	HEX	APPROX. WT. LBS.	LIST PRICE
46084*	1/4"	6788	1.56	0.56	0.02	---

\* Replaces GM # 511771 &amp; Chrysler #836015

200A 239 DC606 807

**BIBB VALVE**

PART #	MALE PIPE	INDUSTRY NUMBER	A	B*	C	APPROX. WT. LBS.	LIST PRICE
46089	1/4"	120	0.89	1.59	0.54	0.06	---

804 DC607 2019 201DH

**RADIATOR TYPE - External Seat**

PART #	MALE PIPE	INDUSTRY NUMBER	IND #	A	HEX	APPROX. WT. LBS.	LIST PRICE
46085	1/8"	M-320-P	135	0.90	0.43	0.02	---
46086	1/4"	M-321-P	145	1.00	0.56	0.04	---
46087	3/8"	M-322-P	270	1.25	0.68	0.08	---
46083	1/2"	108	108	1.48	0.87	0.12	---

320D 240 DC604 801

**WARNING:** This product can expose you to chemicals, including lead, which are known to the State of California to cause cancer and birth defects or other reproductive harm. For more information, visit [www.P65Warnings.ca.gov](http://www.P65Warnings.ca.gov)

# MARINE FITTINGS & SPECIALTY VALVES

## BRASS FITTINGS

### MARINE FITTINGS

- Calibrated to support 30" column of gasoline.
- Flo direction <-



**BRASS ANTI-SIPHON VALVES BARB X NPT**

PART #	SIZE	LIST PRICE
46529	1/4 x 1/4	---
46530	5/16 x 1/4	---
46531	3/8 x 1/4	---
46532	3/8 x 3/8	---
46533	1/2 x 3/8	---

### SOLID BOTTOM VALVES

- Designed for instantaneous on-off operation.
- 360° rotation standard.
- 30 PSI
- Packed with grease.



**O-RING SEALED MIP X FIP**

PART #	SIZE	LIST PRICE
46401	1/4	---
46402	3/8	---

1035D M-70-SBV

### SOLID BOTTOM FUEL VALVES

- Approved for use on Motorcraft fuel lines.
- Pointer lever.
- 90° turn stop mechanism to assure positive location of the on and off positions.
- Corrosion proofed internal construction assures maximum salt atmosphere protection.
- Port hole is 1/4 (.250) diameter.
- UL listed for use in fuel oils no. 1 & no. 2, LP gas and utility gas.



**PIPE MALE X FEMALE**

PART #	SIZE	LIST PRICE
46401M	1/4 x 1/4	---

8980



**PIPE FEMALE X FEMALE**

PART #	SIZE	LIST PRICE
46411M	1/4 x 1/4	---

8975



**PIPE MALE x MALE**

PART #	SIZE	LIST PRICE
46406M	1/4 x 1/4	---

- GOOD FOR PROPANE

8990



**MALE PIPE X FLARE**

PART #	SIZE	LIST PRICE
46429M	1/4 x 3/8	---

8948

**WARNING:** This product can expose you to chemicals, including lead, which are known to the State of California to cause cancer and birth defects or other reproductive harm. For more information, visit [www.P65Warnings.ca.gov](http://www.P65Warnings.ca.gov)

MARINE



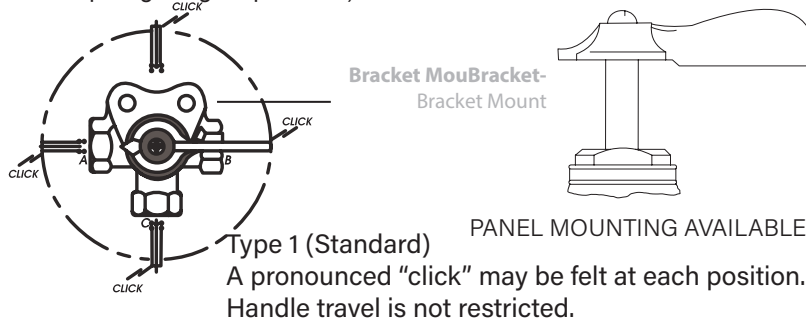
# SPECIALTY VALVES

## BRASS FITTINGS

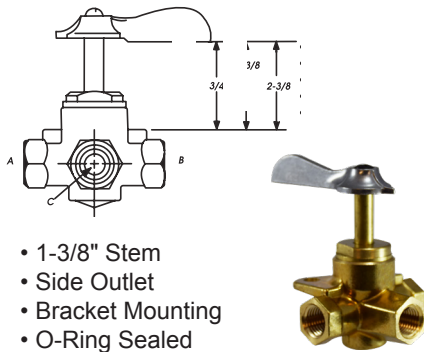
### GROUND PLUG SHUT-OFF COCKS

NON-LUBRICATED PLUG VALVES are designed to operate in systems where INSTANTANEOUS PORT SELECTION is desired. Since LUBRICANTS ARE NOT USED, relubrication is not required. There is no lubricant to freeze and lock the valve or to contaminate fine fluids. The O-RING SEALED CAP and STEM eliminate leakage to atmosphere. The mating BRASS BODY and CELCON PLUG produce a fine seal that WILL NOT SEIZE OR GALL.

Designed for PANEL or BRACKET MOUNTING. They are generally recommended for operation in GASOLINE, OIL, AIR, WATER and DETERGENT systems from minus 400 to 1800F, at a maximum operating pressure of 30 p.s.i.g. The fluid port size is 9/32 (.281) diameter for 1/8 and 1/4 sizes, 5/16 (.312) diameter for the 3/8 size. (Consult factory for applications requiring a higher pressure).



#### THREE-WAY VALVES (Side Outlet)



- 1-3/8" Stem
- Side Outlet
- Bracket Mounting
- O-Ring Sealed
- 4-way celcon roter standard

#### LESS CLICK

PART #	A-B-C FEMALE PIPE THREAD	LENGTH OF STEM	LIST
46247	1/4	1-3/8"	---
46248	3/8	1-3/8"	---

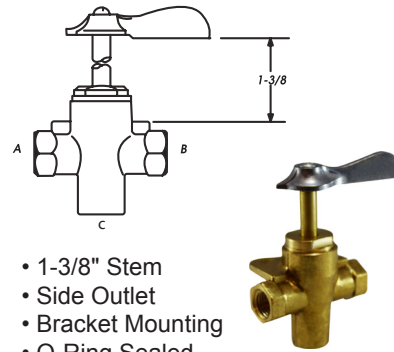
#### M-108-MID WITH CLICK 3600

PART #	A-B-C FEMALE PIPE THREAD	LENGTH OF STEM	LIST
46250	1/8	1-3/8"	---
46251	1/4	1-3/8"	---
46252	3/8	1-3/8"	---

V406P 6749

Openings:  
 Handle Pointer over A.....Valve Open A-C  
 Handle Pointer over C.....Valve Open B-C  
 Handle Pointer over B.....Valve "OFF"  
 Handle Pointer over Bracket.....Valve "OFF"

#### THREE-WAY VALVES (Bottom Outlet)



- 1-3/8" Stem
- Side Outlet
- Bracket Mounting
- O-Ring Sealed
- 4-way celcon roter standard

#### LESS CLICK

PART #	A-B-C FEMALE PIPE THREAD	LENGTH OF STEM	LIST
46241	1/4	1-3/8"	---

#### WITH CLICK 3600

PART #	A-B-C FEMALE PIPE THREAD	LENGTH OF STEM	LIST
46244	1/4	1-3/8"	---

Openings:  
 Handle Pointer over A.....Valve Open A-C  
 Handle Pointer over B.....Valve Open B-C  
 HANDLE POINTER OVER BRACKET.....VALVE "OFF"

**WARNING:** This product can expose you to chemicals, including lead, which are known to the State of California to cause cancer and birth defects or other reproductive harm. For more information, visit [www.P65Warnings.ca.gov](http://www.P65Warnings.ca.gov)



# PLASTIC PEX ADAPTERS

PLUMBING ACCESSORIES

## PEX FITTINGS

These Pex Fittings & adapters are designed to connect two pieces of PEX piping together. The polyphenylsulfone (PPSU) material is safe for drinking water systems and strong enough to be installed in radiant heating applications.

Molded from Acudel Resin, PPSU is the highest performing polysulfone. It is known for its high toughness, high flexibility and tensile strength, and good resistance to chemicals and heat. PPSU is often an excellent choice for components that are exposed to high temperatures and corrosive media because of its exceptional chemical resistance.

- Plastic Polyphenylsulfone Construction
- Lead Free & Corrosion Proof
- Maximum Temperature Rating 200°F
- Maximum Working Pressure 160 PSI
- Compatible with PEX Pipe
- Meets NSF 14, NSF/ANSI 61/Annex G
- ASTM F2159, F877 and CSA B137.5
- Meets UPC, IPC, and cUPC requirements

### PEX COUPLING



PART #	SIZE	LIST PRICE
35231	1/2" Pex	
35232	3/4" Pex	
35233	1" Pex	
35235	1/2" Pex x 3/8" Pex	
35236	3/4" Pex x 1/2" Pex	
35237	1" Pex x 3/4" Pex	
35238	1" Pex x 1/2" Pex	

### STD PEX TEE



PART #	SIZE	LIST PRICE
35240	3/8" Pex	
35241	1/2" Pex	
35243	3/4" Pex	
35244	1" Pex	
35246	1/2" Pex x 3/4" Pex	
35247	3/4" Pex x 1/2" Pex x 1/2" Pex	
35248	3/4" Pex x 1/2" Pex x 3/4" Pex	
35249	3/4" Pex x 3/4" Pex x 1/2" Pex	
35250	3/4" Pex x 3/4" Pex x 1" Pex	
35251	1" Pex x 3/4" Pex x 3/4" Pex	
35252	1" Pex x 1" Pex x 1/2" Pex	
35253	1" Pex x 1" Pex x 3/4" Pex	
35254	1" Pex x 3/4" Pex x 1" Pex	

### PEX ELBOW



PART #	SIZE	LIST PRICE
35257	3/8" Pex	
35258	1/2" Pex	
35260	3/4" Pex	
35261	1" Pex	
35259	3/4" Pex x 1/2" Pex	

**WARNING:** This product can expose you to chemicals, including lead, which are known to the State of California to cause cancer and birth defects or other reproductive harm. For more information, visit [www.P65Warnings.ca.gov](http://www.P65Warnings.ca.gov)

MARINE

**PLASTIC PEX ADAPTERS**

PLUMBING ACCESSORIES

**STD PEX X FEMALE NPT ADAPTER**

PART #	SIZE
35263	1/2" Pex x 1/2" Female NPT
36264	3/4" Pex x 3/4" Female NPT
36265	1" Pex x 1" Female NPT

**STD PEX X FEMALE NPSM ADAPTER**

PART #	SIZE
35268	3/8" Pex x 1/2" Female NPSM
36269	1/2" Pex x 1/2" Female NPSM
35270	1/2" Pex x 3/4" Female NPSM
35271	3/4" Pex x 3/4" Female NPSM
35272	3/4" Pex x 3/4" Female NPSM

**STD PEX X MALE NPT ADAPTER**

PART #	SIZE
35276	1/2" Pex x 1/2" Male NPT
35278	1/2" Pex x 3/4" Male NPT
35279	3/4" Pex x 1/2" Male NPT
35280	3/4" Pex x 3/4" Male NPT
35281	1" Pex x 1" Male NPT

**PEX MALE ELBOW**

PART #	SIZE
35284	1/2" Pex x 3/8" Male
35285	1/2" Pex x 1/2" Male
35286	3/4" Pex x 1/2" Male
35287	3/4" Pex x 3/4" Male

**PEX FEMALE NPSM ELBOW**

PART #	SIZE
35273	1/2" Pex x 1/2" Female NPSM Elbow
35272	3/4" Pex x 3/4" Female NPSM Elbow

**PEX TEE**

PART #	SIZE
35242	1/2" Pex x 1/2" Pex x 1/2" Male

**PEX PLUG**

PART #	SIZE	LIST PRICE
35290	1/2" Pex	
35291	3/4" Pex	
35292	1" Pex	

**HEX NIPPLE**

PART #	SIZE
35277	1/2" Male Pipe x 1/2" Male Pipe

**PEX CLAMP**

PART #	SIZE	LIST PRICE
35209	3/8"	
35210	1/2"	
35211	3/4"	
35212	1"	

**WARNING:** This product can expose you to chemicals, including lead, which are known to the State of California to cause cancer and birth defects or other reproductive harm. For more information, visit [www.P65Warnings.ca.gov](http://www.P65Warnings.ca.gov)



# BRONZE INSERT FITTINGS/KING NIPPLES

PLUMBING ACCESSORIES

## BRONZE INSERT FITTINGS FOR PLASTIC PIPE

150 PSI Genuine red brass - for plastic pipe  
• Not Lead Free

### HEX MALE ADAPTERS



( Barb x Male Pipe )

PART #	BARB X MALE	LIST PRICE
973925	3/4" x 3/4"	---
973927	1" x 1"	---
973928	1-1/4" x 1-1/4"	---
973948	1-1/2" x 1-1/2"	---
973949	2" x 2"	---

### BRONZE TEES ALL BARB



PART #	SIZE	LIST PRICE
973965	3/4"	---
973966	1"	---
973967	1-1/4"	---

### ELBOWS



( Barb x Male Pipe )

PART #	SIZE	LIST PRICE
973980	3/4" x 3/4"	---
973981	1" x 3/4"	---
973982	1" x 1"	---

### ELBOWS



( Barb x Barb )

PART #	HOSE SIZE	LIST PRICE
973975	3/4"	---
973976	1"	---
973978	1-1/4"	---
973979	1-1/2"	---

## COMBINATION NIPPLES FOR HOSE

HOSE BARB X MALE PIPE


### COMBINATION NIPPLE 316 STAINLESS



CNT-XXX-SS316

PART #	SIZE	LIST PRICE
CNT-050-SS316	1/2"	---
CNT-075-SS316	3/4"	---
CNT-100-SS316	1"	---
CNT-125-SS316	1-1/4"	---
CNT-150-SS316	1-1/2"	---
CNT-200-SS316	2"	---
CNT-250-SS316	2-1/2"	---
CNT-300-SS316	3"	---
CNT-400-SS316	4"	---

### ZINC PLATED STEEL



CNT-XXX-SP

PART #	SIZE	LIST PRICE
CNT-050-SP	1/2"	---
CNT-075-SP	3/4"	---
CNT-100-SP	1"	---
CNT-125-SP	1-1/4"	---
CNT-150-SP	1-1/2"	---
CNT-200-SP	2"	---
CNT-250-SP	2-1/2"	---
CNT-300-SP	3"	---
CNT-400-SP	4"	---
CNT-500-SP	5"	---
CNT-600-SP	6"	---
CNT-800-SP	8"	---

**WARNING:** This product can expose you to chemicals, including lead, which are known to the State of California to cause cancer and birth defects or other reproductive harm. For more information, visit [www.P65Warnings.ca.gov](http://www.P65Warnings.ca.gov)


MARINE

**KING NIPPLES/HOSE MENDERS**

PLUMBING ACCESSORIES

**COMBINATION NIPPLES  
FOR HOSE**

HOSE BARB X MALE PIPE

**BRASS**

CNT-XXX-B

• LEAD FREE

PART #	SIZE	LIST PRICE
CNT-075-B	3/4"	---
CNT-100-B	1"	---
CNT-125-B	1-1/4"	---
CNT-150-B	1-1/2"	---
CNT-200-B	2"	---
CNT-250-B	2-1/2"	---
CNT-300-B	3"	---

**ALUMINUM**

CNT-XXX-A

PART #	SIZE	LIST PRICE
CNT-050-A	1/2"	---
CNT-075-A	3/4"	---
CNT-100-A	1"	---
CNT-125-A	1-1/4"	---
CNT-150-A	1-1/2"	---
CNT-200-A	2"	---
CNT-250-A	2-1/2"	---
CNT-300-A	3"	---
CNT-400-A	4"	---

**HOSE MENDERS**

316 STAINLESS STEEL HOSE MENDER



PART #	SIZE	LIST PRICE
HE-050-SS	1/2"	---
HE-075-SS	3/4"	---
HE-100-SS	1"	---
HE-125-SS	1-1/4"	---
HE-150-SS	1-1/2"	---
HE-200-SS	2"	---
HE-250-SS	2-1/2"	----
HE-300-SS	3"	----
HE-400-SS	4"	----

**BRASS HOSE MENDER**

• LEAD FREE

PART #	SIZE	LIST PRICE
73983	3/4"	---
73984	1"	---

**WARNING:** This product can expose you to chemicals, including lead, which are known to the State of California to cause cancer and birth defects or other reproductive harm. For more information, visit [www.P65Warnings.ca.gov](http://www.P65Warnings.ca.gov)



# PVC VALVES

## PLUMBING ACCESSORIES

- Quarter turn WHITE PVC BALL VALVES
- Solvent ends comply with ASTM D2466
- Designed for use in residential, commercial & industrial system as well as waste water, chemical, agricultural applications, marine, food processing, swimming pools.
- Corrosion resistant
- EPDM seal
- EPDM O-ring
- Fits both Sch. 40 & 80 pipe
- Rated for 150 PSI at 73°F
- Threaded ends comply with ANSI B1.20.1



MOLDED IN PLACE - WHITE PIPE THREADS

PART#	SIZE	CASE	LIST PRICE
940284	1/2"	100	---
940285	3/4"	100	---
940286	1"	100	---
940287	1-1/4"	100	---
940288	1-1/2"	48	---
940289	2"	24	---
940291	3"	12	---
940292	4"	6	---



WHITE SOCKET - SLIP X SLIP

PART #	SIZE	CASE	LIST PRICE
940294	1/2"	100	---
940295	3/4"	100	---
940296	1"	100	---
940297	1-1/4"	100	---
940298	1-1/2"	48	---
940299	2"	24	---
940300	2-1/2"	12	---
940301	3"	12	---
940302	4"	6	---

## GREY PVC BALL VALVES

### FEATURES

- Sizes range from 1/2" to 4"
- Excellent flow characteristics
- Leak-tight shut-off
- EPPM O-Ring
- SCH 80
- Test pressure: 225 psi @ 73°F
- Working Pressure: 150 psi @ 73°F



FIP X FIP THREADED BALL VALVE

PART #	SIZE	CASE	LIST PRICE
899000	1/2"	100	---
899001	3/4"	100	---
899002	1"	100	---
899003	1-1/4"	100	---
899004	1-1/2"	48	---
899005	2"	24	---
899006	2-1/2"		---
899007	3"		---
899008	4"		---



SLIP X SLIP BALL VALVE

PART #	SIZE	CASE	LIST PRICE
899050	1/2"	100	---
899051	3/4"	100	---
899052	1"	100	---
899053	1-1/4"	100	---
899054	1-1/2"	48	---
899055	2"	24	---



CPVC Slip x Slip Ball Valve

PART #	SIZE	LIST PRICE
940281	1/2"	---
940282	3/4"	---

**WARNING:** This product can expose you to chemicals, including lead, which are known to the State of California to cause cancer and birth defects or other reproductive harm. For more information, visit [www.P65Warnings.ca.gov](http://www.P65Warnings.ca.gov)

MARINE

# PRESS BALL VALVE

## LEAD FREE VALVES

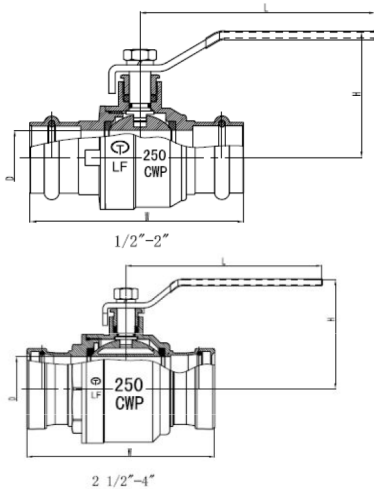
### LEAD FREE COPPER PRESS BALL VALVE

Midland Series "9404LF" 2-Piece, Full Port, Lead Free, Copper, Press Ball Valves are designed for use in flameless, copper press piping systems. Midland Copper Press Ball Valves feature a lead free brass body, adjustable packing gland and blowout proof stem with stem a single O-ring seal. Our press ball valves come with integral ASTM-B88 compliant press end connections that can be used with type K, L, M, hard copper tubing 1/2 in. – 4 in. Utilizing industry standard tools.

#### Midland Press Ball Valve Features

- Lead Free construction.
- Available Sizes: 1/2 in. – 4 in.
- Integral press end connections designed for hard and soft copper tubing
- ISO-9001
- 250 WOG - 250 CWP (2-1/2" - 4")
- Full Port Stainless Steel ball
- One O-Ring design
- Blow Out Proof Stem
- UPC & NSF-61 Compliant
- AB1953 & NSF-372 Compliant

Midland Copper Press Ball Valves are a heat-free method for joining copper tubes. Our press valve allows installers the confidence to know the joint is secure due to our leak-detection o-ring. During low pressure testing, if the joint is not pressed properly, the specialized o-ring will leak. This allows the installer to correct the press before the system is operational at higher pressures.



PART NAME	MATERIAL
Body	Lead Free Brass
Seat	PTFE
Ball	Stainless Steel
Stem O-Ring	NBR
Packing Nut	Brass
Stem	Brass (1/2"-2")
	Stainless Steel(2-1/2"-4")
Lock Nut	Ferrum /Zinc Plated
Lock Washer	Ferrum /Zinc Plated
Packing	PTFE
Handle	Ferrum /Chrome Plated
Cap	Lead Free Brass
Body O-Ring	NBR
Press O-Ring	EPDM

PART #	SIZE	D	L	H	W	CV	
940403LF	1/2"	0.591	3.46	1.81	3.15	18.55	---
940404LF	3/4"	0.748	4.29	2.09	3.60	29.76	---
940405LF	1"	0.984	4.29	2.25	3.92	51.55	---
940406LF	1-1/4"	1.259	5.63	2.52	4.41	84.42	---
940407LF	1 1/2"	1.574	5.63	2.74	5.35	131.93	---
940408LF	2 "	1.941	5.63	3.03	6.79	200.35	---
940409LF	2 1/2"	2.520	7.76	4.25	7.46	338.43	---
940410LF	3 "	2.874	8.19	4.58	8.17	445.44	---
940411LF	4"	3.839	9.25	5.49	9.88	783.88	---

**WARNING:** This product can expose you to chemicals, including lead, which are known to the State of California to cause cancer and birth defects or other reproductive harm. For more information, visit [www.P65Warnings.ca.gov](http://www.P65Warnings.ca.gov)



# PEX BALL VALVES - LEAD FREE

LEAD FREE VALVES


## C/E PEX & PEX BALL VALVES LEAD FREE

CUPC, AB 1953, NSF/ANSI 61, NSF/ ANSI 372 (ANNEX G) NSF-14

- 400 WOG
- FORGED LEAD FREE BRASS BODY
- SS BALL

### UNION PEX VALVE

C/E pex X C/E pex



- Cold Expansion
- Conforms to ASTM F1960

PART #	SIZE	
945611LF	1/2"	---
945612LF	3/4"	---
945613LF	1"	---
945614LF	1-1/4"	---
945615LF	1 1/2"	---
945616LF	2 "	---

PEX valve with drop ear and drain

C/E pex X C/E pex

With drain and drop ear




- Cold Expansion
- Conforms to ASTM F1960

PART #	SIZE	
945621LF	1/2"	---
945622LF	3/4"	---
945623LF	1"	---

### MALE ADAPTER PEX VALVE

MALE PIPE X C/E pex




- Cold Expansion
- Conforms to ASTM F1960
- Thread conforms to ANSI B1.20.1

PART #	SIZE	
945631LF	1/2"	---
945632LF	3/4"	---
945633LF	1"	---

- Dezincification resistant (D2B) Lead Free Brass material
- Cold expansion pex ends conform to ASTM F1960
- Blow out proof stem design

### PEX X PEX

Pex ends CONFORM to ASTM F1807




- CSA

PART #	SIZE	
945601LF	1/2"	---
945602LF	3/4"	---
945603LF	1"	---
945604LF	1-1/4"	---
945605LF	1-1/2"	---
945606LF	2"	---

w/tee handle

PART #	SIZE	
945640LF	3/4"	---

### PEX DRAIN VALVE



- Conforms to ASTM F1807

PART #	SIZE	
945650LF	1/2"	---
945651LF	3/4"	---
945652LF	1"	---

PEX x FEMALE PIPE



PART #	SIZE	LIST PRICE
973635LF	1/2"	
973636LF	3/4"	
973637LF	1"	

WARNING: This product can expose you to chemicals, including lead, which are known to the State of California to cause cancer and birth defects or other reproductive harm. For more information, visit [www.P65Warnings.ca.gov](http://www.P65Warnings.ca.gov)



## PUSH FIT VALVES

### LEAD FREE VALVES

#### LEAD FREE, FULL PORT BRASS BALL VALVES PUSH-FITTING END

##### FEATURES


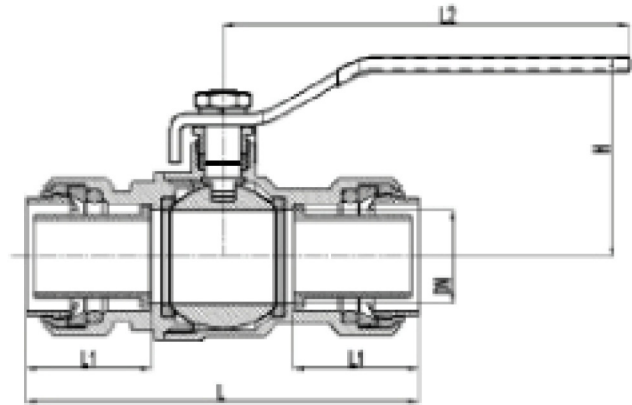
- dezincification resistant (DZR) Lead Free Brass Material
- Push-fitting conform ASSE 1061
- Forged Brass Body
- BLow Out Proof Stem Design
- Packing Nut & Packing On the Stem Seal
- Stainless Steel Ball
- Handle with Vinyl Grip
- PERFORMANCE RATING
- 200 psi (CWP) 150 psi (WSP) Service
- Temperature Range: -20° F to 300° F



## PUSH FIT VALVES

PART NO.	SIZE	DN	L	L1	L2	H	CV	WT(LBS.)	LIST
943750LF	1/2"	0.524	3.15	0.91	3.46	1.73	14.56		
943751LF	3/4"	0.748	3.55	1.10	3.46	1.89	29.76		
943752LF	1"	0.984	4.14	1.32	4.29	2.14	51.55		

PART NAME	MATERIAL
Body	Lead Free Brass
Seat	PTFE
Ball	Stainless Steel
Packing Nut	Brass
Stem	Brass
Lock Nut	Ferrum/Zinc Plated
Lock Washer	Ferrum/Zinc Plated
Packing	Ptfe
Handle	Ferrum/Chrome Plated
Cap	Lead Free Brass
O-Ring	EPDM
Seat Ring	POM
Gripper Ring	Stainless Steel
Push Ring	POM
Lock Ring	POM
Liner	PSF



**WARNING:** This product can expose you to chemicals, including lead, which are known to the State of California to cause cancer and birth defects or other reproductive harm. For more information, visit [www.P65Warnings.ca.gov](http://www.P65Warnings.ca.gov)

# LOW PRESSURE LF BRASS VALVES

LEAD FREE VALVES

## LF SILLCOCK VALVE WITH PEX CONNECTIONS



NO	PARTS	MATERIALS	QTY	WATER CONTACT
1	Nut	Hot Rolled	1	N
2	Name Plate	Aluminium	1	N
3	Handle	Cast Iron	1	N
4	Packing Nut	Brass Rod	1	N
5	Packing	Rubber (NBR)	1	Y
6	Bonnet	Cast Brass	1	Y
7	Stem	Cast Brass	1	Y
8	Seat Packing	Rubber (NBR)	1	Y
9	Screw	Forged Brass	1	Y
10	Body	Cast Brass	1	Y

PART#	NOMINAL SIZE	B	C	D	H	L
942142LF	1/2" PEX F1807 x 3/4" MHT	2.58	0.22	2.09	2.40	2.34
942143LF	3/4" PEX F1807 x 3/4" MHT	2.58	0.22	2.09	2.40	2.40

## LF SILLCOCK VALVE WITH PEX CONNECTIONS (COLD EXPANSION)



NO	PARTS	MATERIALS	QTY	WATER CONTACT
1	Nut	Hot Rolled	1	N
2	Name Plate	Aluminium	1	N
3	Handle	Cast Iron	1	N
4	Packing Nut	Brass Rod	1	N
5	Packing	Rubber (NBR)	1	Y
6	Bonnet	Cast Brass	1	Y
7	Stem	Cast Brass	1	Y
8	Seat Packing	Rubber (NBR)	1	Y
9	Screw	Forged Brass	1	Y
10	Body	Cast Brass	1	Y

PART#	NOMINAL SIZE	B	C	D	H	L
942144LF	1/2" PEX F1960 x 3/4" MHT	2.58	0.22	2.08	2.40	2.34
942145LF	3/4" PEX F1960 x 3/4" MHT	2.58	0.22	2.08	2.40	2.40

## VACUUM BREAKER



- Male hose and female hose threads can be broken off for permanent attachment
- Set screw
- Vandal proof
- Rough brass construction
- Prevents back-siphonage on hoses to prevent potable water from getting contaminated
- Certified under ASSE Std. 1011
- UPC
- CSA

PART #	SIZE	LIST PRICE
947055LF	3/4" x 3/4"	---

**WARNING:** This product can expose you to chemicals, including lead, which are known to the State of California to cause cancer and birth defects or other reproductive harm. For more information, visit [www.P65Warnings.ca.gov](http://www.P65Warnings.ca.gov)

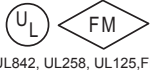
MARINE



**FORGED BRASS BALL VALVE**  
VALVES

**FORGED BRASS BALL VALVE**

• BRASS • 600WOG • FULL PORT



UL842, UL258, UL125, FM

ISO 9002 Manufacturer  
FEATURES


Made in China

1/4"-2" 600 PSI non-shock cold water, gas,  
oil - 150 PSI saturated steam

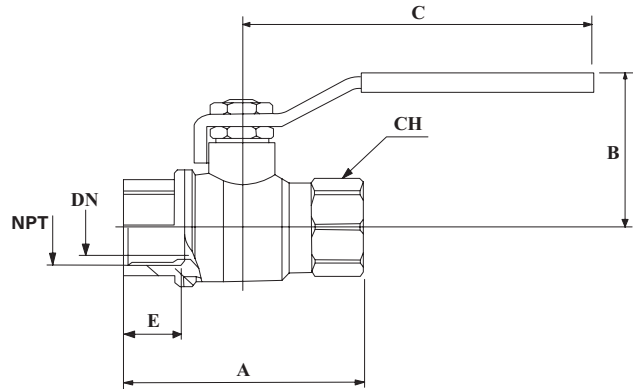
2-1/2" - 4" 400 PSI non-shock cold water,  
gas, oil

- Suitable for full range of liquids and gases
- Minimal pressure drop due to large full size ports
- Bottom loaded, pressure retaining stem
- Pressure rated for 1/4"-2" at 600psi (42 bars) and 2-1/2"-4" at 400 psi WOG (non-shock) and 150 WSP (10.34 bars) saturated steam. Virgin PTFE stem packing seal, thrust washer and seats
- Yellow vinyl insulator on heavy duty plated carbon steel handles
- Fast 1/4 turn open or close operation
- Not Lead Free
- Good for gasoline and diesel
- Low operating torque

- Adjustable stem packing gland
- Maximum operating temperature: 302°F (150° C)
- Minimum operating temperature: -22°F (-30°C)
- Each valve individually tested
- Forged Brass - for more strength
- Threaded ends to ANSI B1.20.1
- Hard chromium plated solid ball
- Bottom entry, blow-out proof stem
- Deeper threads - for better connections



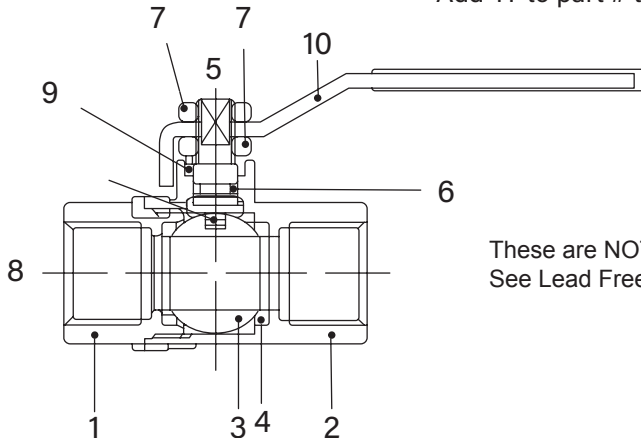
• Generic Handles



PART#	DIMENSION INCHES							WEIGHT	BOX/CASE	LIST PRICE
	SIZE	DN	A	B	C	E	CH			
940171	1/4"	0.39	1.75	1.92	3.54	0.46	0.78	0.34	70/140	---
940172	3/8"	0.41	1.75	1.92	3.54	0.46	0.78	0.30	70/140	---
940173	1/2"	0.58	2.05	2.08	3.54	0.52	0.98	0.44	50/100	---
940174	3/4"	0.75	2.36	2.30	3.78	0.56	1.20	0.67	30/60	---
940175	1"	0.94	2.75	2.68	4.52	0.66	1.50	1.05	20/40	---
940176	1-1/4"	1.26	3.30	3.14	4.52	0.70	1.82	1.50	12/24	---
940177	1-1/2"	1.57	3.66	3.61	5.51	0.72	2.09	2.30	9/18	---
940178	2"	1.97	4.18	3.68	5.51	0.74	2.62	3.38	6/12	---
940179*	2-1/2"	2.52	5.38	4.76	8.66	1.01	3.36	7.61	3/6	---
940180*	3"	2.95	6.04	5.08	8.66	1.11	3.86	11.10	2/4	---
940181*	4"	3.89	7.38	5.86	9.00	1.22	4.89	12.12	1/2	---

\* 400 PSI

\* Add 'H' to part # to order handles \*



These are NOT Lead Free  
See Lead Free SWT Valves

POS	COMPONENTS	MATERIALS	N
1	Body	Forged Brass	1
2	End Connection	Forged Brass	1
3	Ball	CP Brass	1
4	Ball Seat	P.T.F.E.	2
5	Stem	Brass	1
6	Gland	Brass	1
7	Nut	Steel	1
8	Spring Inseat	Steel	1
9	Stem Seal	P.T.F.E.	1
10	Handle	Steel	1

WARNING: This product can expose you to chemicals, including lead, which are known to the State of California to cause cancer and birth defects or other reproductive harm. For more information, visit [www.P65Warnings.ca.gov](http://www.P65Warnings.ca.gov)

# ITALIAN BALL VALVE

• BRASS • 600WOG • FULL PORT



ISO 9002 Manufacturer  
FEATURES


CSA AGA 3.88 5 PSIG

IAMPO IGC 157 - 2004b

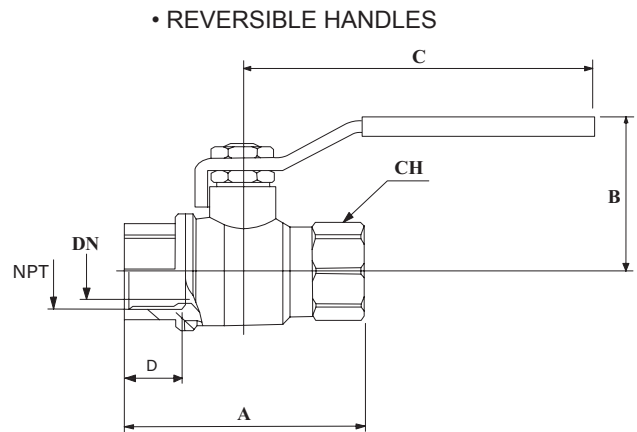
MADE IN ITALY

- **SOLID CHROME PLATED BRASS BALL**
- Suitable for full range of liquids and gases
- Minimal pressure drop due to large full size ports
- Bottom loaded, pressure retaining stem
- Pressure rated at 600psi (42 bars) WOG (non-shock) and 150 WSP (10.34 bars) saturated steam. Virgin TFE stem packing seal, thrust washer and seats.
- Yellow vinyl insulator on heavy duty plated carbon steel handles.
- Fast 1/4 turn open or close operation
- Low operating torque
- Flow can go both directions
- Generic Handles
- **Adjustable stem packing gland**
- Maximum operating temperature: 248°F (120° C)

- at 600 PSI
- Minimum operating temperature: -20°F (-40°C)
- Each valve individually tested
- Forged Brass - for more strength
- Threaded ends to ANSI B1.20.1
- Hard chromium plated solid ball
- Bottom entry, blow-out proof stem
- Deeper threads - for better connections

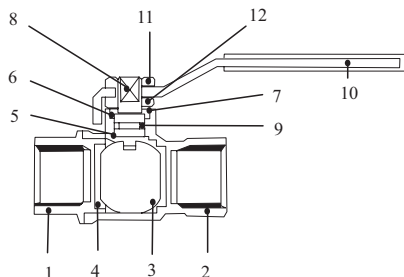


Female x Female



• REVERSIBLE HANDLES

PART#	SIZE	DIMENSION INCHES						WEIGHT	BOX/CASE	LIST PRICE
	NPT	DN	A	B	C	D	CH			
943200	1/4"	.39	1.96	1.53	3.31	.43	.75	0.36	24/96	---
943201	3/8"	.39	1.96	1.53	3.31	.43	.86	0.40	24/96	---
943202	1/2"	.57	2.09	1.57	3.25	.46	.98	0.44	20/80	---
943203	3/4"	.75	2.28	1.77	3.80	.49	1.22	0.57	14/56	---
943204	1"	.94	2.80	2.03	3.80	.59	1.50	0.89	6/24	---
943205	1-1/4"	1.24	3.50	2.32	4.72	0.72	1.85	1.64	4/16	---
943206	1-1/2"	1.49	3.90	3.02	6.38	0.85	2.13	2.78	2/8	---
943207	2"	1.96	4.07	3.27	6.38	.65	2.64	3.21	2/8	---
942208	2-1/2"	2.48	5.80	4.98	7.54	1.06	3.31	6.97	5	---
942209	3"	2.99	6.85	5.63	8.86	1.14	3.89	10.34	3	---
942210	4"	3.54	7.67	6.04	8.86	1.22	4.80	18.77	1	---



POS	COMPONENTS	MATERIALS	N
1	Body	Forged Brass	1
2	End Connection	Forged Brass	1
3	Ball	CP Brass	1
4	Ball Stems	P.T.F.E.	2
5	Stem Antif. Seat	P.T.F.E.	1
6	Stem Seat	P.T.F.E.	1
7	Brass Ring	Brass	1
8	Stem	Brass	1
9	O-Ring	NBR 80	1
10	Handle	Steel	1
11	Nut	Steel	1
12	Nut	Brass	1

# MALE X FEMALE BRASS BALL VALVE

VALVES


# MALE X FEMALE BRASS BALL VALVE

• 600WOG • FULL PORT



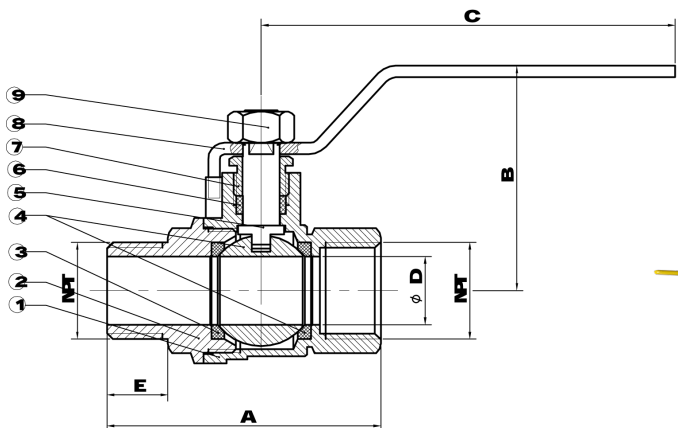
UL842, UL258

- Solid chrome plated brass ball
- Suitable for full range of liquids and gases.
- Minimal pressure drop due to large full size ports.
- Bottom loaded, pressure retaining stem.
- Pressure rated at 600psi (42 bars) WOG ( non-shock) and 150psi (10.34 bars) saturated steam. Virgin TFE stem packing seal, thrust washer and seats.
- Yellow vinyl insulator on heavy duty plated carbon steel handles.
- Fast 1/4 turn open or close operation.
- Flow both directions.
- Low operating torque.
- Adjustable stem packing gland.
- Generic Handles
- Maximum operating temperature: 248°F (120°C)
- Minimum operating temperature: -20°F (-40°C)
- Each valve individually tested.
- Forged Brass - for more strength.
- Threaded ends to ANSI B1.20.1
- Hard chromium plated solid ball
- Bottom entry, blow-out proof stem.
- Made in China



• Not Lead Free

PART#	SIZE	NPT	A	B	C	D	E	WEIGHT	BOX/CASE	LIST PRICE
948170	1/4"	1/4 - 18	2.016	1.689	2.756	0.315	0.457	0.29	70/140	---
948171	3/8"	3/8 - 18	2.094	1.89	3.543	0.394	0.457	0.33	70/140	---
948172	1/2"	1/2 - 14	2.343	2.05	3.543	0.583	0.520	0.47	50/100	---
948173	3/4"	3/4 - 14	2.618	2.20	3.780	0.748	0.563	0.68	30/60	---
948174	1"	1 - 11.5	3.000	2.579	4.528	0.945	0.630	1.11	20/40	---
948175	1-1/4"	1-1/4 - 11.5	3.563	2.953	4.528	1.260	0.709	1.70	12/24	---
948176	1-1/2"	1-1/2 - 11.5	3.965	3.346	5.512	1.575	0.717	2.50	9/18	---
948177	2"	2 - 11.5	4.496	3.681	5.512	1.969	0.748	3.57	6/12	---



POS	COMPONENTS	MATERIALS
1	Body	C37700
2	End Cap	CS7700
3	Ball Seat	PTFE
4	Ball	CS7700
5	Stem	CS7700
6	Stem Reducing	PTFE
7	Reducing Nut	CS7700
8	Lever Handle	1008
9	Stem Nut	A570 Gr.A



Locking Handle option



Tee handle option

**WARNING:** This product can expose you to chemicals, including lead, which are known to the State of California to cause cancer and birth defects or other reproductive harm. For more information, visit [www.P65Warnings.ca.gov](http://www.P65Warnings.ca.gov)

# NICKEL PLATED BALL VALVE

VALVES

## NICKEL PLATED BALL VALVE

• BRASS • 600WOG • FULL PORT • NO APPROVALS

### Vacuum service to 29 inches Hg

600 psi (WOG) 150 psi (WSP) Service

Thread conform ANSI B1.20.1

Temperature Range : -40° F to 365° F

Construction: Forging Brass Body, Nickel plated


PTFE Ball Seats

Blow Out Proof Brass Stem

Steel Handle w/Vinyl Grip

Made in China

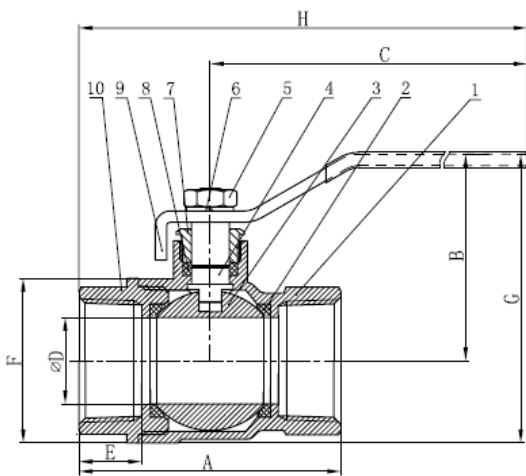
- Not Lead Free



• Generic Handles

### FIP X FIP NICKEL PLATED BALL VALVE

PART #	SIZE	OD	A	B	C	E	F	G	H	WEIGHT	BOX/CASE	LIST PRICE
941151NP	1/4"	0.394	1.73	1.69	3.35	0.453	0.945	2.154	4.331	0.32	10/120	---
941152NP	3/8"	0.394	1.73	1.69	3.35	0.473	0.945	2.154	4.331	0.32	10/120	---
941153NP	1/2"	0.524	1.89	1.73	3.35	0.472	1.083	2.276	4.291	0.36	10/100	---
941154NP	3/4"	0.748	2.28	1.89	3.35	0.563	1.378	2.579	4.488	0.57	10/80	---
941155NP	1"	0.984	2.80	2.14	4.29	0.650	1.772	3.031	5.689	0.65	8/48	---
941156NP	1-1/4"	1.240	3.15	2.32	4.29	0.669	2.165	3.398	5.866	1.75	4/36	---
941157NP	1-1/2"	1.476	3.44	2.66	5.63	0.701	2.50	3.909	7.343	2.10	2/24	---
941158NP	2"	1.949	4.06	3.01	5.63	0.708	3.244	4.638	7.638	3.35	2/12	---



NO	ITEM		MATERIAL
1	Body	1	NP Brass
2	Seat	2	PTFE
3	Ball	1	Brass CP
4	Stem	1	Brass/ NP
5	Handle Nut	1	Plated Steel
6	Lock Washer	1	Plated Steel
7	Packing Nut	1	Brass/ NP
8	Packing	1	PTFE
9	Handle	1	Plated Steel
10	Cap	1	Brass/ NP
		1	Plated Steel
		1	Lead Free Brass

**WARNING:** This product can expose you to chemicals, including lead, which are known to the State of California to cause cancer and birth defects or other reproductive harm. For more information, visit [www.P65Warnings.ca.gov](http://www.P65Warnings.ca.gov)

MARINE

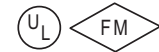
**N/P BALL VALVE W/SS TRIM**

VALVES

**N/P BALL VALVE W/SS TRIM**

- NICKEL PLATED • SS BALL, HANDLE, NUT & STEM
- LOCKING HANDLE • W/APPROVALS

Gas Approved



UL842, UL258, UL125, FM

CSA AGA 3.88 5 PSIG

**Features**

- Vacuum service to 29 inches Hg
- Thread Conform ANSI B1.20.1
- Forged Brass Body
- Blow Out Proof Stem Design
- Packing Nut, O-RING & Packing On The Stem Seal
- Stainless Steel Ball, Handle, Nut&Stem
- Handle With Vinyl Grip

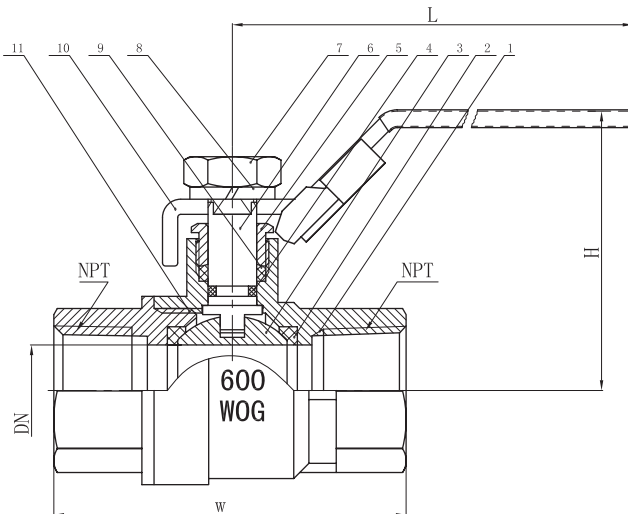
**Performance rating**

- 600 PSI (WOG) 150 PSI (WSP) Service
- Temperature range: -20° F to 300° F
- Made in China
- Not lead free
- No more rusty handles



- Generic Handles

PART#	SIZE	D	L	H	W	CV	WT.(LBS.)	BOX/CASE	LIST PRICE
941121NP	1/4	0.394	3.22	1.84	1.73	8.23	0.326	10/120	---
941122NP	3/8	0.394	3.22	1.84	1.73	8.23	0.320	10/120	---
941123NP	1/2	0.591	3.22	2.02	2.24	18.55	0.474	10/100	---
941124NP	3/4	0.748	4.04	2.40	2.52	29.76	0.785	10/80	---
941125NP	1	0.984	4.08	2.20	2.97	51.55	1.155	8/48	---
941126NP	1-1/4	1.259	5.20	3.05	3.44	84.42	1.797	4/36	---
941127NP	1 1/2	1.574	5.20	3.18	3.88	131.93	2.447	2/24	---
941128NP	2	1.941	5.20	3.48	4.33	200.35	3.477	2/12	---



PART NAME	MATERIAL
Body	Brass/ Nickel Plated
Seat	PTFE
Ball	Stainless Steel
O-ring	Fluoroelastomer
Packing Nut	Brass/ Nickel Plated
Stem	Stainless Steel
Handle Nut	Stainless Steel
Lock Washer	Stainless Steel
Packing	PTFE
Handle	Stainless Steel
Cap	Brass/ Nickel Plated

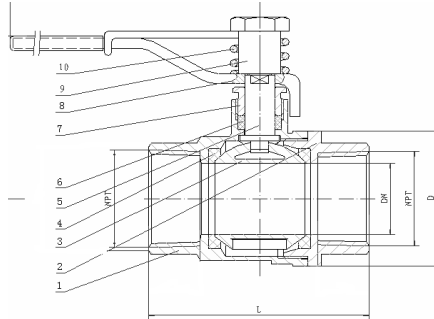
**WARNING:** This product can expose you to chemicals, including lead, which are known to the State of California to cause cancer and birth defects or other reproductive harm. For more information, visit [www.P65Warnings.ca.gov](http://www.P65Warnings.ca.gov)



# SPRING HANDLE/ RIGHT ANGLE VALVES

## BRASS SPRING HANDLE BALL VALVE

Working pressure:600 PSI for brass  
 Temperature Range:-40°F to 365°F( -40°C to +185°C)  
 Material:Brass  
 Spring Lever Handle w/Vinyl Grip  
 Made in China  
 Not lead free

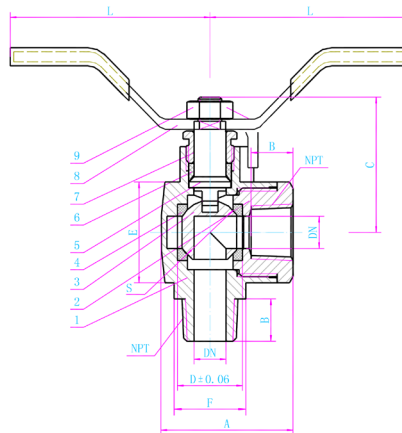



PART #	PART NAME	MATERIAL
1	Body	Brass
2	Bonnet	Brass
3	Ball	Brass
4	Sealing Seat	PTFE
5	Stem	Stainless Steel
6	Packing Ring	PTFE
7	Gland	Brass
8	Handle	Stainless Steel
9	Bolt	Brass
10	Spring	Stainless Steel

PART#	SIZE	L	D	DN	H	L3	WTG	BOX/CASE	LIST PRICE
947103	1/2"	2.19	1.24	0.59	1.83	4.24	0.54	10/80	---
947104	3/4"	2.38	1.5	0.75	2.19	4.24	0.72	5/40	---
947105	1"	3.23	1.91	0.98	2.49	4.71	1.32	5/30	---

## RIGHT ANGLE BRASS BALL VALVE

Working pressure: 250PSI  
 Temperature Range -40° to 400°F( -40 °C to +205 °C)  
 With lever Handle Polytetrafluoroethylene seats 2-pc,full port Heavy Duty forged Body Steel Handle w/Vinyl GripMade in China  
 Not lead free



PART #	PART NAME	MATERIAL
1	Body	Brass
2	Cap	Brass
3	Ball	Brass
4	Seat	PTFE
5	Stem	Brass
6	Stuffing	PTFE
7	Packing Nut	Brass
8	Handle	Steel
9	Nut	Brass

PART #	SIZE	A	B	C	D	S	DN	L	E	F	WTG	BOX/CASE	LIST PRICE
947111	1/4	1.59	0.41	1.40	0.64	0.63	0.32	2.60	0.98	0.65	0.34	12/120	---
947112	3/8	1.59	0.41	1.40	0.73	0.71	0.39	2.60	0.98	0.65	0.36	12/120	---
947113	1/2	1.73	0.55	1.40	0.79	0.87	0.55	2.60	1.08	0.83	0.47	10/80	---

**WARNING:** This product can expose you to chemicals, including lead, which are known to the State of California to cause cancer and birth defects or other reproductive harm. For more information, visit [www.P65Warnings.ca.gov](http://www.P65Warnings.ca.gov)

# CHROME PLATED BRASS MINI BALL VALVES

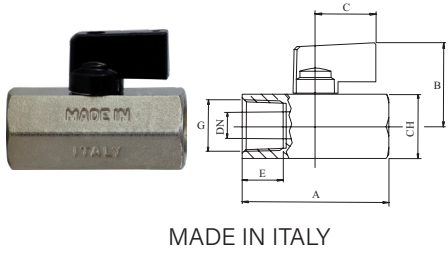
VALVES

## ITALIAN CHROME PLATED BRASS MINI BALL VALVE

ISO 9002 Manufacturer

### FEATURES

- Solid chrome plated brass ball
- Max working pressure 235 psi will handle 300psi@75° F
- Longer body style for longer, deeper thread connections
- One piece drawn sand blasted chrome plated body.
- Each valve is seal tested for maximum safety.
- Double seal system allows valve to be operated in both directions making installation easier.
- Blowout-proof brass stem.
- NPT taper ANSI B1.20.1 threads.
- 32°F to +176°F temperature.
- 1/4 Turn Aluminium handle with mechanical stop.
- NSF Approved valves available upon request!
- Not lead free

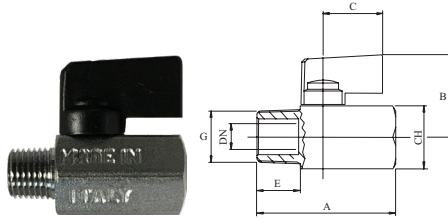


MADE IN ITALY

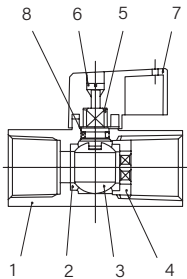
### Female x Female

PART#	SIZE		DIMENSION INCHES							BOX/ CASE	LIST PRICE
	G	DN	A	B	C	E	CH	WTG			
46922I	1/4"	0.31	1.81	1.17	0.9	0.51	0.83	0.24	50/200	---	
46923I	3/8"	0.31	1.85	1.17	0.9	0.51	0.83	0.22	50/200	---	
46924I	1/2"	0.39	2.18	1.26	0.9	0.61	0.98	0.32	30/120	---	

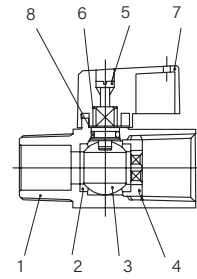
### Male x Female



PART#	SIZE		DIMENSION INCHES							BOX/ CASE	LIST
	G	DN	A	B	C	E	CH	WTG			
46903I	1/4"	0.31	1.75	1.17	0.9	.40	0.83	0.20	50/200	---	
46904I	3/8"	0.31	1.81	1.17	0.9	.41	0.83	0.20	50/200	---	
46905I	1/2"	0.39	2.14	1.26	0.9	.52	0.98	0.30	40/160	---	



POS	COMPONENTS	MATERIALS	N
1	Body	CW517N Forged Brass	1
2	Ball Seats	P.T.F.E	2
3	Ball	CW517N CP Brass	1
4	Ring Unit	CW614N Brass	1
5	Stem	CW614N Brass	1
6	Screw	UNI 5771 Steel	1
7	Handle	Aluminum	1
8	O-Ring	NBR 80	1



**WARNING:** This product can expose you to chemicals, including lead, which are known to the State of California to cause cancer and birth defects or other reproductive harm. For more information, visit [www.P65Warnings.ca.gov](http://www.P65Warnings.ca.gov)

# MINI BALL VALVES

## VALVES

### MINI BALL VALVES

- Chrome plated forged brass body
- Chrome plated brass ball
- NPT taper ANSI B1.20.1 threads\*
- 450 PSI working pressure
- At 212°F - 355 PSI
- At 356°F - 142 PSI
- 1/4 Turn Alumzinc handle
- Not lead free
- Made in China




#### FEMALE X FEMALE - FLAG HANDLE

PART #	SIZE	DIMENSIONS (IN)				WT LBS	BOX/ CASE	
		A	D(FLOW)	F	G			
46934	1/8	1.57	0.24	0.93	1.46	0.21	20/300	---
46935	1/4	1.57	0.31	0.93	1.46	0.20	20/300	---
46936	3/8	1.57	0.28	0.93	1.46	0.22	20/300	---
46937	1/2	1.77	0.35	0.93	1.56	0.24	20/200	---

### MINI BALL VALVES W/Fluoroelastomer SEALS

#### FEMALE X FEMALE - TEE HANDLE

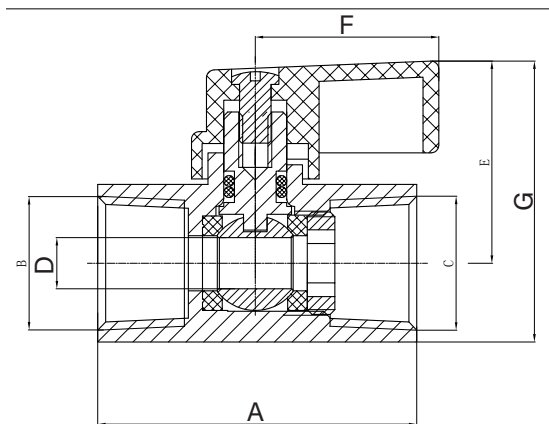


PART #	SIZE	DIMENSIONS (IN)				WT LBS	BOX/ CASE	
		A	D(FLOW)	HANDLE	G			
46934LT	1/8	1.60	0.24	1.34	1.43	0.21	20/300	---
46935LT	1/4	1.57	0.31	1.34	1.43	0.20	20/300	---
46936LT	3/8	1.60	0.28	1.34	1.43	0.22	20/300	---
46937LT	1/2	1.77	0.35	1.34	1.52	0.24	20/200	---

#### FEMALE X FEMALE - LEVER HANDLE



PART #	SIZE	DIMENSIONS (IN)				WT LBS	BOX/ CASE	
		A	D(FLOW)	F	G			
46934L	1/8	1.57	0.24	1.99	1.50	0.21	20/300	----
46935L	1/4	1.57	0.31	1.99	1.50	0.20	20/300	----
46936L	3/8	1.60	0.28	1.99	1.50	0.22	20/300	----
46937L	1/2	1.77	0.35	1.99	1.59	0.24	20/200	----



POS	COMPONENTS	MATERIALS	N
1	Body	CP Forged Brass	1
2	Ball Seats	P.T.F.E.	2
3	Ball	CP Brass	1
4	Ring Unit	Brass	1
5	Stern	Brass	1
6	O-Ring - flag handle	NBR 80	1
6	O-Ring - all others	Fluoroelastomer	1
7	Handle	Alumzinc	1
8	Screw	Steel	1

**WARNING:** This product can expose you to chemicals, including lead, which are known to the State of California to cause cancer and birth defects or other reproductive harm. For more information, visit [www.P65Warnings.ca.gov](http://www.P65Warnings.ca.gov)

MARINE

# MINI BALL VALVES

## VALVES

### MINI BALL VALVES

- Chrome plated forged brass body
- Chrome plated brass ball
- NPT taper ANSI B1.20.1 threads\*
- 450 PSI working pressure
- At 212°F - 355 PSI
- At 356°F - 142 PSI
- 1/4 Turn Alumzinc handle
- Not lead free
- Made in China



### MALE X FEMALE - FLAG HANDLE

PART #	SIZE	DIMENSIONS (IN)				WT LBS	BOX/CASE	
		A	D(FLOW)	F	G			
46930	1/8	1.57	0.24	0.93	1.46	0.17	20/300	---
46931	1/4	1.57	0.31	0.93	1.46	0.15	20/300	---
46932	3/8	1.57	0.28	0.93	1.46	0.21	20/300	---
46933	1/2	1.77	0.35	0.93	1.56	0.24	20/200	---

### MINI BALL VALVES W/Fluoroelastomer SEALS

### MALE X FEMALE - TEE HANDLE

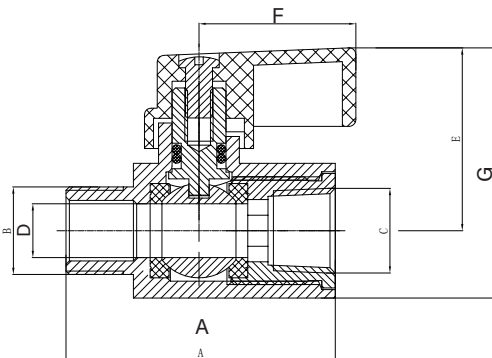


PART #	SIZE	DIMENSIONS (IN)				WT LBS	BOX/CASE	
		A	D(FLOW)	HANDLE	G			
46930T	1/8	1.57	0.24	1.34	1.46	0.17	20/300	---
46931T	1/4	1.57	0.31	1.34	1.46	0.15	20/300	---
46932T	3/8	1.57	0.28	1.34	1.40	0.21	20/300	---
46933T	1/2	1.77	0.35	1.34	1.56	0.24	20/200	---

### MALE X FEMALE - LEVER HANDLE



PART #	SIZE	DIMENSIONS (IN)				WT LBS	BOX/CASE	LIST PRICE
		A	D(FLOW)	F	G			
46930L	1/8	1.57	0.24	1.99	1.50	0.17	20/300	
46931L	1/4	1.57	0.31	1.99	1.50	0.15	20/300	
46932L	3/8	1.57	0.28	1.99	1.50	0.21	20/300	
46933L	1/2	1.77	0.35	1.99	1.59	0.24	20/200	



POS	COMPONENTS	MATERIALS	N
1	Body	CP Forged Brass	1
2	Ball Seats	P.T.F.E.	2
3	Ball	CP Brass	1
4	Ring Unit	Brass	1
5	Stern	Brass	1
6	O-Ring - flag handle	NBR 80	1
6	O-Ring - all others	Viton	1
7	Handle	Alumzinc	1
8	Screw	Steel	1

**WARNING:** This product can expose you to chemicals, including lead, which are known to the State of California to cause cancer and birth defects or other reproductive harm. For more information, visit [www.P65Warnings.ca.gov](http://www.P65Warnings.ca.gov)

# 3 WAY BALL VALVE

VALVES

## SIDE OUTLET 3-WAY BALL VALVE

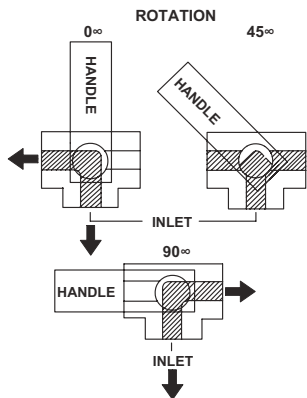
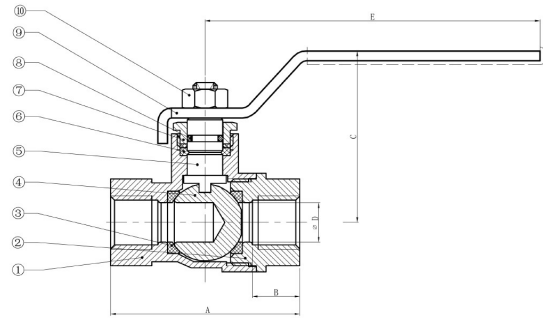
• BRASS • 600WOG • FULL PORT

- Forged Brass
- 600 WOG
- Temp Rating 0-230°F
- 150 SWP

600 WOG



• Side outlet



- Full Port
- Blow-out proof stem
- double o-ring stem packing
- PTFE Seal
- Made in China
- Not lead free


### Nomenclature & Materials

NO	PART NAME	MATERIAL	QTY
1	Body	Brass	1
2	End Cap	Brass	1
3	Ball Seat	PTFE	1
4	Ball	Brass	1
5	Stem	Brass	2
6	Seal	PTFE	1
7	Impacted Nut	Brass	1
8	O-Ring	NBR	2
9	Lever Handle	Steel	1
10	Stem Nut	Steel	1

PART#	SIZE	I	H	D	L	A	WTG	BOX/CASE	LIST PRICE
940464	1/4"	1.89	1.73	0.39	3.58	0.47	0.51	50/100	---
940465	3/8"	1.89	1.73	0.39	3.35	0.47	0.57	50/100	---
940461	1/2"	2.11	1.80	0.50	3.58	0.51	0.65	30/60	---
940462	3/4"	2.56	2.16	0.74	4.31	0.55	0.99	20/40	---

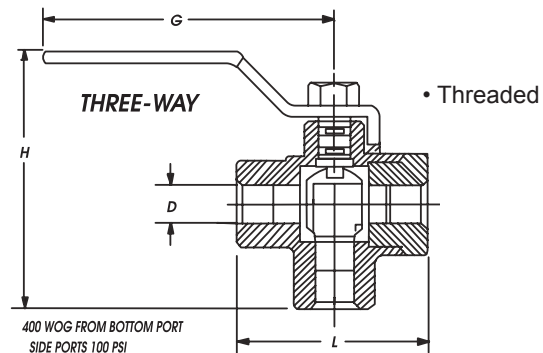
### BOTTOM OUTLET 3 WAY BALL VALVE

- Forged Brass
- Bottom Port is inlet 400 psi
- Side Ports are inlet 100 psi



• 90° Handle Rotation

- Polytetrafluoroethylene ball seats
- Double O-Ring Stem Seals - primary seal is Fluoroelastomer secondary seal is Aflas
- Blow out proof stem
- Made in USA
- Threaded ports
- Good for propane
- Not lead free
- Great for diesel fuel



PART#	SIZE	D	G	H	L	CV	WTG	LIST PRICE
940121	1/4"	.44	3.50	3.12	2.25	5.2	0.76	---
940122	3/8"	.50	3.50	3.12	2.25	5.5	0.69	---
940123	1/2"	.50	3.50	3.12	2.25	5.5	1.00	---

**WARNING:** This product can expose you to chemicals, including lead, which are known to the State of California to cause cancer and birth defects or other reproductive harm. For more information, visit [www.P65Warnings.ca.gov](http://www.P65Warnings.ca.gov)

MARINE




**BRASS GATE VALVE**

VALVES

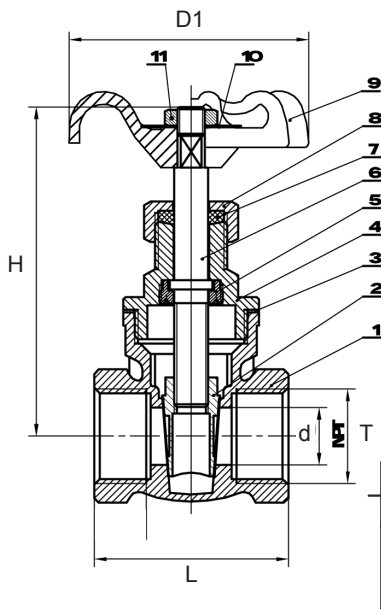
**BRASS GATE VALVE**

• BRASS • 200WOG • FULL PORT

- 200 WOG (cold water, oil, gas).
- Full-port design for a better water flow.
- Screw-in Bonnet - Non-Rising Stem - Solid Wedge
- NPT Threaded ends to ANSI B1.20.1
- Cast iron handle.
- Each valve individually air tested under water.
- Good for diesel fuel.
- Made in Indonesia
- Not lead free
- Temp. 32°-320°F

**BRASS GATE VALVES IPS**

PART#	SIZE	L	H	D1	D	T	S1	WEIGHT	BOX/CASE	LIST PRICE
940130	1/4	1.64	2.91	2.09	0.44	1/4-18 NPT	.85	0.60	10/120	---
940131	3/8	1.71	2.91	2.09	0.48	3/8-18 NPT	.85	0.59	10/120	---
940132	1/2	1.71	2.91	2.09	0.50	1/2-14 NPT	1.03	0.75	10/120	---
940133	3/4	1.71	3.06	2.13	0.74	3/4-14 NPT	1.26	0.83	10/80	---
940134	1	2.13	3.60	2.48	0.97	1-11.5 NPT	1.51	1.24	5/60	---
940135	1-1/4	2.24	4.50	2.66	1.22	1-1/4-11.5 NPT	1.89	1.69	5/40	---
940136	1-1/2	2.44	5.08	3.15	1.45	1-1/2-11.5 NPT	2.17	2.17	5/30	---
940137	2	2.70	5.94	3.52	1.85	2-11.5 NPT	2.60	3.30	2/12	---
940138	2-1/2	3.70	7.87	3.98	2.48	2-1/2-8 NPT	3.27	6.26	1/10	---
940139	3	4.02	8.82	4.37	2.80	3-8 NPT	3.86	8.26	1/4	---
940140	4	4.53	9.88	4.74	3.60	4-8 NPT	4.88	13.09	1/4	---



NO	DESCRIPTION	MATERIAL
1	Body	C85700
2	Disk	C85700
3	Seat	PTFE
4	Cap	C85700
5	Packing	C85700
6	Stem	C85700
7	Rubber Seat	NBR
8	Packing Nut	C85700
9	Handle	Cast Iron
10	Nameplate	AL
11	Stem Nut	SAE 1010R

**Crown handle**  
1/2-1/4



**X handle**  
1/2-1/4



Add "C" to part# for Crown handle,  
"X" for X handle.

Also Available SS Gate  
Valve

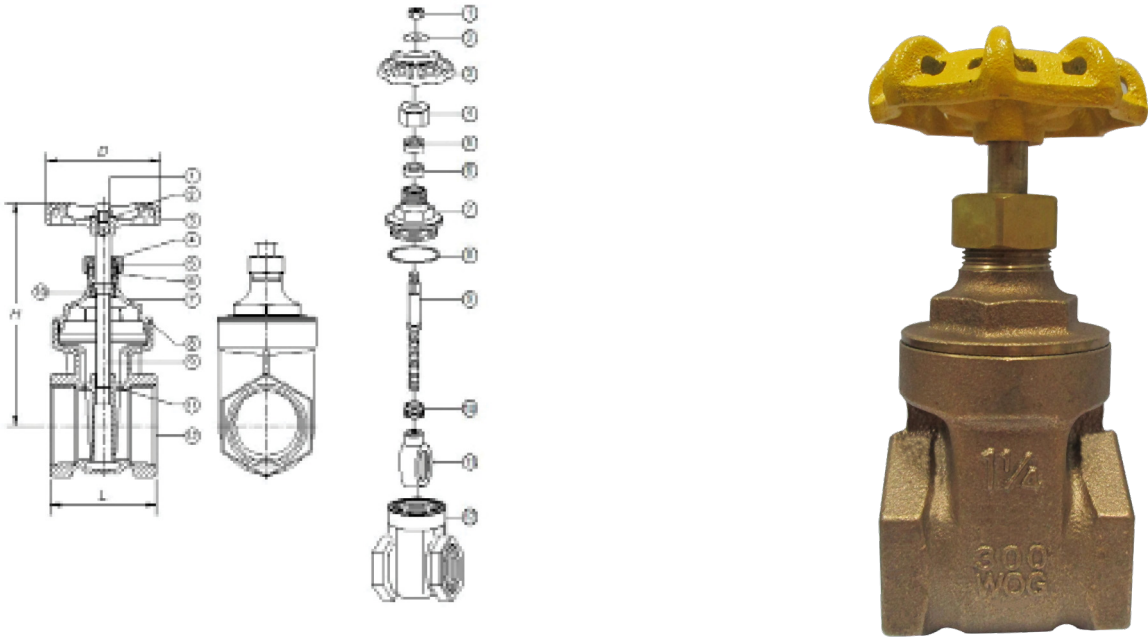


See Lead Free for lead free Gate  
Valves.



**WARNING:** This product can expose you to chemicals, including lead, which are known to the State of California to cause cancer and birth defects or other reproductive harm. For more information, visit [www.P65Warnings.ca.gov](http://www.P65Warnings.ca.gov)

# BRONZE IPS GATE VALVE



Bronze Gate Valve

NUMBER	PART	MATERIALS	NOTE
1	NUT	HOT ROLLED (SAE 1010R)	
2	NAME PLATE	ALUMINUM	
3	HANDLE	CAST IRON (JIS Z22202)	
4	PACKING NUT	BRASS ROD (C37700)	
5	GLAND RING	BRASS ROD (C37700)	Size 1-1/4" ~ 4"
6	PACKING	GRAPHITE (LK 33 NAFG)	
7	BONNET	CAST BRONZE (C83600)	
8	PACKING	FIBRE	Size 2" ~ 4"
9	STEM	BRASS ROD (C37700)	Size 1/4" ~ 2"
		CAST BRONZE (C83600)	Size 2-1/2" ~ 4"
10	LOCKNUT	BRASS ROD (C37700)	
11	DISC	CAST BRONZE (C83600)	
12	BODY	CAST BRONZE (C83600)	

PART#	SIZE	DIMENSION (MM)		
		D	H	L
939132	1/2" FIP	53	74	43.5
939133	3/4" FIP	54	84	46
939134	1" FIP	63	99	54
939135	1-1/4" FIP	69	117	57
939136	1-1/2" FIP	80	129	62
939137	2" FIP	89.5	152	68.5
939138	2-1/2" FIP	101	200	94
939139	3" FIP	111	224	102
939140	4" FIP	127	251	115

**WARNING:** This product can expose you to chemicals, including lead, which are known to the State of California to cause cancer and birth defects or other reproductive harm. For more information, visit [www.P65Warnings.ca.gov](http://www.P65Warnings.ca.gov)

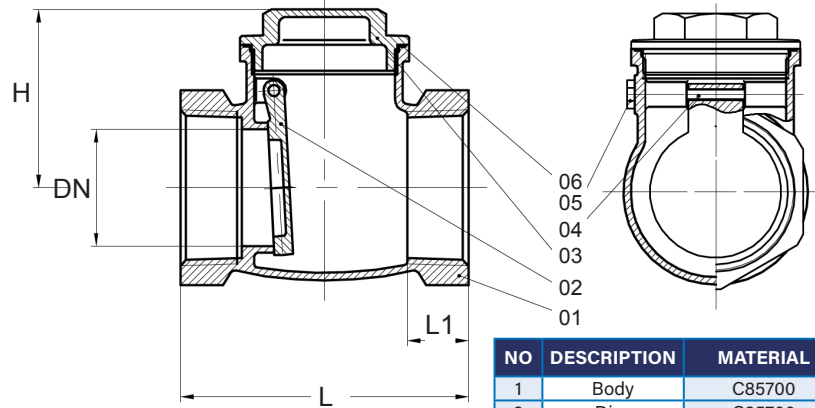
# BRASS SWING CHECK VALVES

## BRASS SWING CHECK VALVES

- Working pressure non-shock: 200 psi W.O.G. (cold water, oil, gas) 125 psi WSP (saturated steam)
- Swing type disc.
- Screwed Cap.
- Hard Seat.
- 90° Straight Pattern.
- Used to prevent reverse flow in commercial and industrial applications.
- Threaded ends to ANSI B1.20.1

- Integral seat.
- Temp range -5° - 150F°
- NOT LEAD FREE
- Cracking pressure 3-5 psi

- Made in Indonesia



NO	DESCRIPTION	MATERIAL
1	Body	C85700
2	Disc	C85700
3	Cap	C85700
4	Brass Bar	C85700
5	Screw	C85700
6	Gasket	Fibre H

### CAST BRASS SWING CHECK VALVES IPS SCREWED ENDS

PART #	SIZE	L	H	L1	DN	WEIGHT	BOX/CASE	LIST PRICE
940352	1/2	2.09	1.42	0.531	0.512	.41	10/100	---
940353	3/4	2.36	1.56	0.579	0.728	.56	10/80	---
940354	1	2.62	1.77	0.748	0.925	.80	8/40	---
940355	1-1/4	3.19	2.07	0.748	1.201	1.36	5/40	---
940356	1-1/2	3.54	2.16	0.846	1.417	1.56	5/20	---
940357	2	4.21	2.74	0.886	1.772	2.61	2/16	---
940358	2-1/2	5.14	3.09	1.063	2.224	4.55	1/8	---
940359	3	5.77	3.80	1.102	2.579	6.53	1/6	---
940360	4	6.84	4.25	1.102	3.602	10.18	1/4	---



See Lead Free Brass Swing Check Valves



SEE SS SWING CHECK VALVES

### Y Pattern Brass Swing Check VALVE SCREWED ENDS



PART #	SIZE	LIST PRICE
940-352B	1/2"	---
940-353B	3/4"	---
940-354B	1"	---
940-355B	1-1/4"	---
940-356B	1-1/2"	---
940-357B	2"	---

**WARNING:** This product can expose you to chemicals, including lead, which are known to the State of California to cause cancer and birth defects or other reproductive harm. For more information, visit [www.P65Warnings.ca.gov](http://www.P65Warnings.ca.gov)


# CHECK VALVES

## VALVES

### BRASS CHECK VALVES

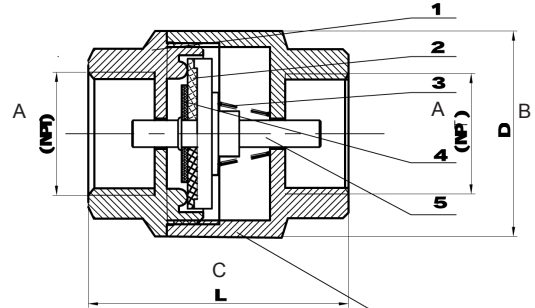
S.S. SPRING LOADED BRONZE POPPET - For positive sealing & self-cleaning. Insures against leakage.

- Inline Lift Type - Resilient Discs - Spring Actuated - Threaded.
- Pressure rating: 200 WOG (water, oil, gas) / 125 WSP (Saturated Steam)
- Spring in stainless steel AISI 304. • Resilient washer hold/ disc in brass. • Forged Brass Body for 1/2"-2"
- Corrosion resistant material. • Can be used vertically or horizontally. • Opens & Closes with flow of media.
- No cracking pressure. • NOT LEAD FREE • Made in Indonesia



1/4 Made in Taiwan

**Temp Range**  
-10°C - 110°C  
14°F - 248°F



BRASS CHECK VALVE (INCHES)								
PART#	SIZE	ENTERS PIPE SIZE	A NPT	B	C	WEIGHT	BOX/CASE	LIST PRICE
944428	1/4"	-	1/4"	1.00	2.29	.24	24/192	---
944429	3/8"	-	3/8"	1.00	2.07	.23	10/100	---
944430	1/2"	1-1/4"	1/2"	1.26	2.40	.42	10/100	---
944431	3/4"	1-1/4"	3/4"	1.45	2.74	.53	10/80	---
944432	1"	2"	1"	1.77	3.23	.85	6/48	---
944433	1-1/4"	2-1/2"	1-1/4"	2.13	3.62	1.18	4/40	---
944434	1-1/2"	3"	1-1/2"	2.29	4.04	1.40	5/30	---
944435	2"	3-1/2"	2"	2.48	5.04	2.70	5/20	---



• See Lead Free Brass Check Valves



• See SS Check Valves

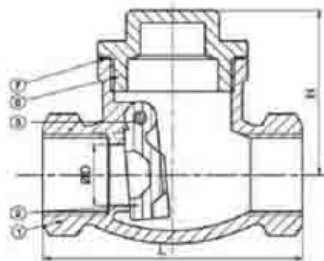
- 200PSI(PN16)
- Threaded Ends: ANSI B2.1
- Material: CF8M (#316 SS)
- Pressure Test: API 598
- Made in China

### 316 SS SWING CHECK VALVE



CF8 = 304SS  
CF8M = 316SS

PART #	SIZE	D	L	W	LBS	LIST PRICE
949353	1/2"	.59"	2.45	1.66	0.53	---
949354	3/4"	.79"	2.92	1.82	0.73	---
949355	1"	.98"	3.41	2.06	1.2	---
949356	1-1/4"	1.26"	3.93	2.32	1.79	---
949357	1-1/2"	1.57"	4.54	2.54	2.18	---
949358	2"	1.96"	5.3	2.78	3.03	---



	PART	MATERIAL	QTY
1	Body	Cf8m	1
2	Disc	Cf8m	1
3	Pipe Plug	Cf8	1
4	Screw	Cf8	1
5	Screw Gasket	Ptfe	1
6	Cap	Cf8m	1
7	Cap Gasket	Ptfe	1



**316 SS TWO PIECE FULL PORT VALVES**

VALVES

**TWO PIECE FULL PORT BALL VALVE**316 Stainless Steel  
1000 PSI

Materials: CFM8M (SS316)

**Features:**

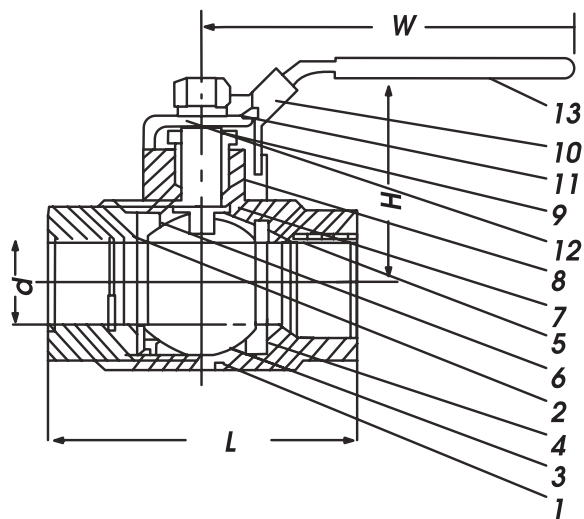
- Quality manufactured for harsh environments.
- Corrosion resistant.
- Investment Casting body
- Working pressure 1000 psi for W.O.G.
- Adjustable stem packing
- Pure Polytetrafluoroethylene seals and seats
- Temperature range: -60 to 450°F
- Blow-out proof stem and safe pressure-reducing hole
- 100% leakage tested at 100 psi air under water
- Hydrostatic test pressure: 1500 psi
- Locking handle w/ blue generic sleeve
- 125 Steam rated
- Generic Handles



Valves will accept a pad-lock on the handle.

dimensions (inches)

PART#	SIZE	D	L	H	W	WEIGHT	CASE	LIST PRICE
949161	1/4"	0.36	2.13	2.13	4.33	0.51	80	---
949162	3/8"	0.50	2.13	2.16	4.33	0.49	80	---
949163	1/2"	0.59	2.24	2.28	4.17	0.69	70	---
949164	3/4"	0.79	2.68	2.40	4.17	1.03	50	---
949165	1"	0.98	3.15	2.50	4.88	1.40	30	---
949166	1-1/4"	1.26	3.58	3.19	5.04	2.17	20	---
949167	1-1/2"	1.49	4.05	3.54	6.10	3.33	12	---
949168	2"	1.97	4.88	4.25	6.13	6.02	7	---
949170	3"	3.15	7.28	5.71	9.06	21.01	2	---
949180	4"	3.94	8.84	7.28	11.10	36.18	1	---



ITEM	PARTS	MATERIAL
1	Body	316SS ASTM-A351 CF8M
2	Body Cap	316SS ASTM-A351 CF8M
3	Ball	316SS ASTM-A351 CF8M
4	Seat	Reinforced PTFE
5	Stem	AISI 316 SS
6	Seal	Reinforced PTFE
7	Thrust Washer	Reinforced PTFE
8	Packing	Reinforced PTFE
9	Gland Nut	AISI 304SS
10/11	Nut & Washer	AISI 304SS
12	Handle	AISI 304SS
13	Plastic Cover	Plastic

SS = Stainless Steel

**WARNING:** This product can expose you to chemicals, including lead, which are known to the State of California to cause cancer and birth defects or other reproductive harm. For more information, visit [www.P65Warnings.ca.gov](http://www.P65Warnings.ca.gov)






# 316 SS MINI BALL VALVES

VALVES


## STAINLESS STEEL MINI BALL VALVES

- 316 Stainless Steel
- Working pressure 400PSI
- Working Temperature -10°C to 150°C



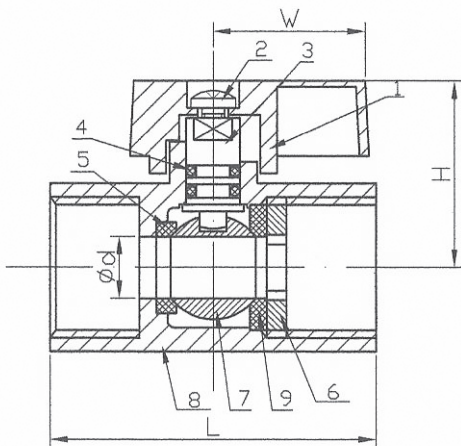
FEMALE PIPE x FEMALE PIPE

PART#	SIZE	W	D	H	L	WEIGHT	CASE	LIST PRICE
46934SS	1/8"	.898	.197	.985	1.693	.18	150	---
46935SS	1/4"	.898	.276	.984	1.693	.21	150	---
46936SS	3/8"	.898	.276	.984	1.693	.19	150	---
46937SS	1/2"	.898	.362	1.114	1.811	.26	100	---



MALE PIPE x FEMALE PIPE

PART#	SIZE	W	D	H	L	WEIGHT	CASE	LIST PRICE
46930SS	1/8"	.898	.197	.985	1.693	.18	150	---
46931SS	1/4"	.898	.276	.984	1.693	.18	150	---
46932SS	3/8"	.898	.276	.984	1.693	.19	150	---
46933SS	1/2"	.898	.362	1.114	1.811	.26	100	---



NO	PART	MATERIAL	QTY
1	LEVER	ALUMINIUM ALLOY	1
	HANDLES	PLASTIC	
2	BOLT	304	1
3	STEM	304/ 316	1
4	"O" RING	NBR	1~2
5	BALL SEAT (A)	PTFE	1
6	CAP	CF8/ CF8M	1
7	BALL	CF8/ CF8M	1
8	BODY	CF8/ CF8M	1
9	BALL SEAT (B)	PTFE	1

**WARNING:** This product can expose you to chemicals, including lead, which are known to the State of California to cause cancer and birth defects or other reproductive harm. For more information, visit [www.P65Warnings.ca.gov](http://www.P65Warnings.ca.gov)

MARINE

**BRASS NIPPLES**

FITTINGS AND NIPPLES

**BRASS NIPPLES**

We hereby certify that to the best of our knowledge and belief the CDA 230 alloy seamless Red Brass Pipe from which our nipples are produced meet the requirements of ASTM Specifications B43 and is free of mercury contamination. The chemical analysis is 85% copper, 15% Zinc and conforms to federal Specifications WWN-351. Our brass nipples meet ANSI/ASTM B687-96 and MS51846 for standard brass nipples, and MS51872 for extra heavy brass nipples.

Threads: Nipples are threaded with American Standard taper pipe threads (NPT) in accordance with screw-thread standard for Federal Services Handbook H-58. ANSI B1.20.1

This product is certified by NSF to NSF/ANSI 61 for use in drinking water supplies of pH 6.5 and above.

- ASTM B43
- ANSI B1.20.1, WW-N-351
- ANSI/ ASTM B687-96
- NSF-61 Approved
- MS51846 STD Brass Nipples
- RoHS compliant

**SEE OUR WEBSITE FOR EXTRA HEAVY BRASS NIPPLES AND  
EXTRA HEAVY BRONZE FITTINGS**

STANDARD RED BRASS 85% PIPE WITH THREADED ENDS SPECIFICATIONS:								
PIPE SIZE IN INCHES	DIMENSION IN INCHES			ALLOWABLE PRESSURE POUNDS PER SQUARE INCH				
	O.D.	I.D.	WALL THICKNESS	STANDARD SIZE (INCHES)	@ 100° F	@ 200° F	@ 300° F	@ 400° F
1/8"	.405	.281	.062	1/8"	370	370	320	140
1/4"	.540	.376	.082	1/4"	870	870	760	330
3/8"	.675	.495	.090	3/8"	890	890	780	340
1/2"	.840	.626	.107	1/2"	900	900	790	340
3/4"	1.050	.822	.114	3/4"	810	810	710	310
1"	1.315	1.063	.126	1"	630	630	560	240
1-1/4"	1.660	1.368	.146	1-1/4"	690	690	610	260
1-1/2"	1.900	1.600	.150	1-1/2"	630	630	560	240
2"	2.375	2.063	.156	2"	540	540	480	210
2-1/2"	2.875	2.501	.187	2-1/2"	450	450	390	170
3"	3.500	3.062	.219	3"	510	510	450	190
3-1/2"	4.000	3.500	.250	3-1/2"	570	570	500	220
4"	4.500	4.000	.250	4"	510	510	440	190
4-1/2"	5.000	4.500	.250	5"	410	410	360	160
5"	5.563	5.063	.250	6"	340	340	300	130
6"	6.625	6.125	.250					

No-Lead 125LB seamless Threaded  
Red Brass Nipples - 2200

**LEAD  
FREE**

**WARNING:** This product can expose you to chemicals, including Nickel, which are known to the State of California to cause cancer. For more information, visit [www.P65Warnings.ca.gov](http://www.P65Warnings.ca.gov)

# BRASS SCH 40 SEAMLESS

FITTINGS AND NIPPLES

113RB



1/8" - 27



1/8" DIAMETER SCH 40 SEAMLESS

PART #	LENGTH	BOX/CASE	APPROX. WT. LBS.	LIST
40001	Close ( 3/4" )	25/400	0.02	---
40002	x 1-1/2"	25/400	0.03	---
40003	x 2"	25/400	0.04	---
40004	x 2-1/2"	25/400	0.05	---
40005	x 3"	25/400	0.06	---
40006	x 3-1/2"	25/400	0.07	---
40007	x 4"	25/400	0.08	---
40008	x 4-1/2"	25/400	0.10	---
40009	x 5"	25/400	0.11	---
40010	x 5-1/2"	25/400	0.12	---
40011	x 6"	25/400	0.13	---



1/4"-18



1/4" DIAMETER SCH 40 SEAMLESS

PART #	LENGTH	BOX/CASE	APPROX. WT. LBS.	LIST
40020	Close ( 7/8" )	25/400	0.03	---
40021	x 1-1/2"	25/400	0.05	---
40022	x 2"	25/400	0.07	---
40023	x 2-1/2"	25/400	0.09	---
40024	x 3"	25/400	0.11	---
40025	x 3-1/2"	25/400	0.13	---
40026	x 4"	25/400	0.14	---
40027	x 4-1/2"	25/400	0.16	---
40028	x 5"	25/400	0.18	---
40029	x 5-1/2"	25/400	0.20	---
40030	x 6"	25/400	0.22	---

**WARNING:** This product can expose you to chemicals, including Nickel, which are known to the State of California to cause cancer. For more information, visit [www.P65Warnings.ca.gov](http://www.P65Warnings.ca.gov)

MARINE

**BRASS SCH 40 SEAMLESS**

FITTINGS AND NIPPLES

**LEAD  
FREE****3/8"-18****3/8" DIAMETER SCH 40 SEAMLESS**

PART #	LENGTH	BOX/CASE	APPROX. WT. LBS.	LIST
40040	Close ( 1" )	25/400	0.05	---
40041	x 1-1/2"	25/400	0.08	---
40042	x 2"	25/400	0.10	---
40043	x 2-1/2"	25/400	0.13	---
40044	x 3"	25/400	0.16	---
40045	x 3-1/2"	25/400	0.18	---
40046	x 4"	25/400	0.21	---
40047	x 4-1/2"	25/300	0.23	---
40048	x 5"	25/300	0.26	---
40049	x 5-1/2"	25/300	0.29	---
40050	x 6"	25/300	0.31	---

113RB

**LEAD  
FREE****1/2" - 14****1/2" DIAMETER SCH 40 SEAMLESS**

PART #	LENGTH	BOX/CASE	APPROX. WT. LBS.	LIST
40060	Close ( 1-1/8" )	25/400	0.09	---
40061	x 1-1/2"	25/400	0.12	---
40062	x 2"	25/400	0.16	---
40063	x 2-1/2"	25/300	0.20	---
40064	x 3"	25/300	0.23	---
40065	x 3-1/2"	25/300	0.27	---
40066	x 4"	25/200	0.31	---
40067	x 4-1/2"	25/200	0.35	---
40068	x 5"	25/200	0.39	---
40069	x 5-1/2"	25/200	0.43	---
40070	x 6"	25/200	0.47	---

**WARNING:** This product can expose you to chemicals, including Nickel, which are known to the State of California to cause cancer. For more information, visit [www.P65Warnings.ca.gov](http://www.P65Warnings.ca.gov)

# BRASS SCH 40 SEAMLESS

FITTINGS AND NIPPLES




**LEAD  
FREE**

3/4" - 14

## 3/4" DIAMETER SCH 40 SEAMLESS

PART #	LENGTH	BOX/CASE	APPROX. WT. LBS.	LIST
40080	Close (1- 3/8" )	25/400	0.15	---
40081	x 1-1/2"	25/400	0.16	---
40082	x 2"	25/300	0.21	---
40083	x 2-1/2"	25/300	0.27	---
40084	x 3"	25/200	0.32	---
40085	x 3-1/2"	25/200	0.37	---
40086	x 4"	25/150	0.43	---
40087	x 4-1/2"	25/150	0.48	---
40088	x 5"	25/100	0.53	---
40089	x 5-1/2"	25/100	0.59	---
40090	x 6"	25/100	0.64	---

113RB



**LEAD  
FREE**

1" - 11 1/2

## 1" DIAMETER SCH 40 SEAMLESS

PART #	LENGTH	BOX/CASE	APPROX. WT. LBS.	LIST
40100	Close ( 1-1/2" )	25/200	0.23	---
40101	x 2"	25/200	0.30	---
40102	x 2-1/2"	25/150	0.38	---
40103	x 3"	25/150	0.45	---
40104	x 3-1/2"	25/100	0.53	---
40105	x 4"	25/100	0.60	---
40106	x 4-1/2"	25/100	0.68	---
40107	x 5"	25/75	0.75	---
40108	x 5-1/2"	25/75	0.83	---
40109	x 6"	25/50	0.94	---

**WARNING:** This product can expose you to chemicals, including Nickel, which are known to the State of California to cause cancer. For more information, visit [www.P65Warnings.ca.gov](http://www.P65Warnings.ca.gov)

MARINE



**BRASS SCH 40 SEAMLESS**

FITTINGS AND NIPPLES


**LEAD  
FREE**

1 1/4" - 11 1/2

**1-1/4" DIAMETER SCH 40 SEAMLESS**

PART #	LENGTH	BOX/CASE	APPROX. WT. LBS.	LIST
40120	Close ( 1-5/8" )	25/100	0.36	---
40121	x 2"	25/100	0.44	---
40122	x 2-1/2"	25/100	0.56	---
40123	x 3"	25/100	0.67	---
40124	x 3-1/2"	25/100	0.78	---
40125	x 4"	25/50	0.89	---
40126	x 4-1/2"	25/50	1.00	---
40127	x 5"	25/50	1.11	---
40128	x 5-1/2"	25/50	1.22	---
40129	x 6"	25/50	1.33	---

113RB

**LEAD  
FREE**

1-1/2" - 11 1/2

**1-1/2" DIAMETER SCH 40 SEAMLESS**


PART #	LENGTH	BOX/CASE	APPROX. WT. LBS.	LIST
40140	Close ( 1-3/4" )	25/100	0.46	---
40141	x 2"	25/100	0.53	---
40142	x 2-1/2"	25/50	0.66	---
40143	x 3"	25/50	0.79	---
40144	x 3-1/2"	25/50	0.93	---
40145	x 4"	25/50	1.06	---
40146	x 4-1/2"	25/50	1.19	---
40147	x 5"	20/40	1.32	---
40148	x 5-1/2"	20/40	1.46	---
40149	x 6"	20/40	1.59	---

**WARNING:** This product can expose you to chemicals, including Nickel, which are known to the State of California to cause cancer. For more information, visit [www.P65Warnings.ca.gov](http://www.P65Warnings.ca.gov)



# BRASS SCH 40 SEAMLESS

FITTINGS AND NIPPLES



**LEAD  
FREE**

2" - 11 1/2"

## 2" DIAMETER SCH 40 SEAMLESS

PART #	LENGTH	BOX/CASE	APPROX. WT. LBS.	LIST
40160	Close ( 2" )	25/50	0.69	---
40161	x 2-1/2"	25/50	0.86	---
40162	x 3"	25/50	1.03	---
40163	x 3-1/2"	25/50	1.20	---
40164	x 4"	1/25	1.37	---
40165	x 4-1/2"	1/25	1.54	---
40166	x 5"	1/25	1.72	---
40167	x 5-1/2"	1/25	1.89	---
40168	x 6"	1/25	2.06	---

113RB




**LEAD  
FREE**

2 1/2" - 8

## 2-1/2" DIAMETER SCH 40 SEAMLESS

PART #	LENGTH	BOX/CASE	APPROX. WT. LBS.	LIST
40180	Close ( 2-1/2" )	1/36	1.26	---
40181	x 3"	1/36	1.51	---
40182	x 3-1/2"	1/30	1.76	---
40183	x 4"	1/30	2.02	---
40184	x 4-1/2"	1/30	2.27	---
40185	x 5"	1/20	2.52	---
40186	x 5-1/2"	1/20	2.77	---
40187	x 6"	1/20	3.03	---



**LEAD  
FREE**

## 3" DIAMETER SCH 40 SEAMLESS

PART #	LENGTH	BOX/CASE	APPROX. WT. LBS.	LIST
40200	Close ( 2-5/8" )	1/24	1.89	---
40201	x 3"	1/20	2.16	---
40202	x 3-1/2"	1/18	2.52	---
40203	x 4"	1/18	2.88	---
40205	x 5"	1/18	3.60	---
40206	x 5-1/2"	1/18	3.96	---
40207	x 6"	1/12	4.32	---

113RB

**WARNING:** This product can expose you to chemicals, including Nickel, which are known to the State of California to cause cancer. For more information, visit [www.P65Warnings.ca.gov](http://www.P65Warnings.ca.gov)

MARINE

**BRONZE FITTINGS**

FITTINGS AND NIPPLES



UL842, UL258, UL125, FM

**BRONZE FITTINGS**

**CLASS 125 (150) FOR STEAM, WATER, GAS, OIL AND AIR SERVICE**  
**STANDARD SPECIFICATIONS**

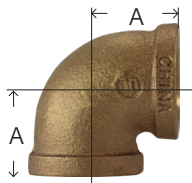
Materials - ASTM B62-93 (85,5,5,5) C83600

Dimensions - ANSI B 16.15

Threads - ANSI B2.1 or BA 21 and Fed. WW-P-460C, MSS-SP-106, ANSI/ASME B1.20.1

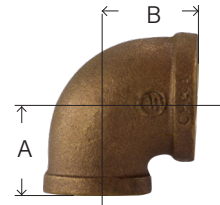
- UL/ FM Approved
- ISO 9001:2000
- Not Lead Free
- RoHS Compliant

Bronze threaded fittings are manufactured from smooth-cored castings, designed to provide full flow with minimum restriction. All threads are accurately machined and gauged to ensure a perfect fit with the pipe. All fittings are individually tested under water to ensure quality. Bronze provides a tighter seal and is easier to install than other metals. Can be used for water, plumbing, heating, pneumatic and marine applications, able to resist the harmful effects of corrosion when coming into contact with salt water or fresh water polluted with mineral acids or peaty soils.

**90° ELBOWS**

100RB

PART #	SIZE	LIST
44100	1/8"	---
44101	1/4"	---
44102	3/8"	---
44103	1/2"	---
44104	3/4"	---
44105	1"	---
44106	1-1/4"	---
44107	1-1/2"	---
44108	2"	---
44109	2-1/2"	---
44110	3"	---

**90° REDUCING ELBOWS**

100RRB


PART #	SIZE	LIST
44124	1/2 x 3/8	---
44127	3/4 x 1/2	---
44131	1 x 3/4	---
44134	1 1/4 x 1	---
44137	1 1/2 x 1	---

**WARNING:** This product can expose you to chemicals, including Nickel, which are known to the State of California to cause cancer. For more information, visit [www.P65Warnings.ca.gov](http://www.P65Warnings.ca.gov)

# BRONZE FITTINGS

## FITTINGS AND NIPPLES

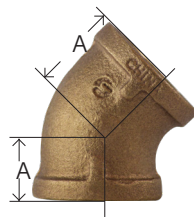
### 90° STREET ELLS



116RB

PART #	SIZE	LIST
44160	1/8"	---
44161	1/4"	---
44162	3/8"	---
44163	1/2"	---
44164	3/4"	---
44165	1"	---
44166	1-1/4"	---
44167	1-1/2"	---
44168	2"	---
44169	2-1/2"	---
44170	3"	---

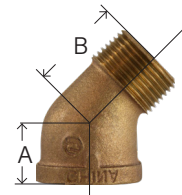
### 45° ELBOWS



10045RB

PART #	SIZE	LIST
44180	1/8"	---
44181	1/4"	---
44182	3/8"	---
44183	1/2"	---
44184	3/4"	---
44185	1"	---
44186	1-1/4"	---
44187	1-1/2"	---
44188	2"	---
44189	2-1/2"	---
44190	3"	---


### 45° STREET ELBOWS



124RB

PART #	SIZE	LIST
44200	1/8"	---
44201	1/4"	---
44202	3/8"	---
44203	1/2"	---
44204	3/4"	---
44205	1"	---
44206	1-1/4"	---
44207	1-1/2"	---
44208	2"	---

### CROSSES



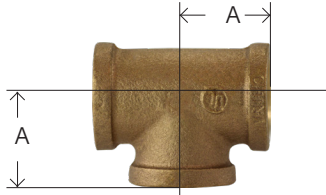
102RB

PART #	SIZE	LIST
44391	1/4"	---
44392	3/8"	---
44393	1/2"	---
44394	3/4"	---
44395	1"	---
44396	1-1/4"	---
44397	1-1/2"	---
44398	2"	---

**WARNING:** This product can expose you to chemicals, including Nickel, which are known to the State of California to cause cancer. For more information, visit [www.P65Warnings.ca.gov](http://www.P65Warnings.ca.gov)


**BRONZE FITTINGS**

## FITTINGS AND NIPPLES

**TEES**

101RB

PART #	SIZE	LIST
44250	1/8"	---
44251	1/4"	---
44252	3/8"	---
44253	1/2"	---
44254	3/4"	---
44255	1"	---
44256	1-1/4"	---
44257	1-1/2"	---
44258	2"	---
44259	2-1/2"	---
44260	3"	---

**COUPLINGS**

103RB

PART #	SIZE	LIST
44410	1/8"	---
44411	1/4"	---
44412	3/8"	---
44413	1/2"	---
44414	3/4"	---
44415	1"	---
44416	1-1/4"	---
44417	1-1/2"	---
44418	2"	---
44419	2-1/2"	---
44420	3"	---

**REDUCING COUPLINGS**

119RB

PART #	SIZE	LIST
44430	1/4" x 1/8"	---
44431	3/8" x 1/8"	---
44432	3/8" x 1/4"	---
44433	1/2" x 1/8"	---
44434	1/2" x 1/4"	---
44435	1/2" x 3/8"	---
44436	3/4" x 1/4"	---
44437	3/4" x 3/8"	---
44438	3/4" x 1/2"	---
44440	1" x 3/8"	---
44441	1" x 1/2"	---
44442	1" x 3/4"	---
44445	1-1/4" x 3/4"	---
44446	1-1/4" x 1"	---
44447	1-1/2" x 1/2"	---
44448	1-1/2" x 3/4"	---
44449	1-1/2" x 1"	---
44450	1-1/2" x 1-1/4"	---
44451	2" x 3/4"	---
44452	2" x 1"	---
44453	2" x 1-1/4"	---
44454	2" x 1-1/2"	---
44462	2-1/2" x 2"	---
44456	3" x 2"	---

**WARNING:** This product can expose you to chemicals, including Nickel, which are known to the State of California to cause cancer. For more information, visit [www.P65Warnings.ca.gov](http://www.P65Warnings.ca.gov)



# BRONZE FITTINGS

FITTINGS AND NIPPLES

## CAPS



108RB

PART #	SIZE	LIST
44470	1/8"	---
44471	1/4"	---
44472	3/8"	---
44473	1/2"	---
44474	3/4"	---
44475	1"	---
44476	1-1/4"	---
44477	1-1/2"	---
44478	2"	---
	2-1/2"	---
44480	3"	---

## UNIONS



104RB

PART #	SIZE	LIST
44600	1/8"	---
44601	1/4"	---
44602	3/8"	---
44603	1/2"	---
44604	3/4"	---
44605	1"	---
44606	1-1/4"	---
44607	1-1/2"	---
44608	2"	---
44609	2-1/2"	---
44610	3"	---

## HEX BUSHINGS



110RB

PART #	SIZE	LIST
44500	1/4" x 1/8"	---
44501	3/8" x 1/8"	---
44502	3/8" x 1/4"	---
44503	1/2" x 1/8"	---
44504	1/2" x 1/4"	---
44505	1/2" x 3/8"	---
44506	3/4" x 1/8"	---
44507	3/4" x 1/4"	---
44508	3/4" x 3/8"	---
44509	3/4" x 1/2"	---
44510*	1" x 1/4"	---
44511*	1" x 3/8"	---
44512	1" x 1/2"	---
44513	1" x 3/4"	---
44514	1-1/4" x 1/4"	---
44515	1-1/4" x 3/8"	---
44516*	1-1/4" x 1/2"	---
44517	1-1/4" x 3/4"	---
44518	1-1/4" x 1"	---
44519	1-1/2" x 1/4"	---
44520	1-1/2" x 3/8"	---
44521*	1-1/2" x 1/2"	---
44522*	1-1/2" x 3/4"	---
44523	1-1/2" x 1"	---
44524	1-1/2" x 1-1/4"	---
44527*	2" x 1/2"	---
44528*	2" x 3/4"	---
44529*	2" x 1"	---
44530	2" x 1-1/4"	---
44531	2" x 1-1/2"	---
44532	2-1/2" x 1"	---
44534	2-1/2" x 1-1/2"	---
44535	2-1/2" x 2"	---
44537	3" x 1-1/2"	---
44538	3" x 2"	---
44539	3" x 2-1/2"	---
44543	4" x 3"	---

\* INSIDE HEX




**WARNING:** This product can expose you to chemicals, including Nickel, which are known to the State of California to cause cancer. For more information, visit [www.P65Warnings.ca.gov](http://www.P65Warnings.ca.gov)

MARINE

# BRONZE FITTINGS

FITTINGS AND NIPPLES

## CORED SQUARE HEAD PLUGS

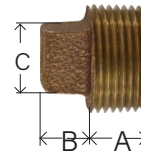


109RB

PART #	SIZE	LIST
44650*	1/8"	---
44651*	1/4"	---
44652*	3/8"	---
44653	1/2"	---
44654	3/4"	---
44655	1"	---
44656	1-1/4"	---
44657	1-1/2"	---
44658	2"	---
44660	3"	---

\* solid

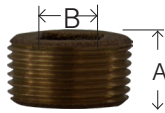
## SOLID SQUARE HEAD PLUGS



109SRB

PART #	SIZE	LIST
44670	1/8"	---
44671	1/4"	---
44672	3/8"	---
44673	1/2"	---
44674	3/4"	---
44675	1"	---
44676	1-1/4"	---
44677	1-1/2"	---
44678	2"	---
	4"	---


## SQUARE DRIVE BRONZE COUNTERSUNK PLUGS



109ALRB

PART #	SIZE	LIST
44633	1/2"	---
44634	3/4"	---
44635	1"	---
44636	1-1/4"	---
44637	1-1/2"	---
44638	2"	---

## HEX NIPPLES



PART #	SIZE	LIST
44720	1/8"	---
44721	1/4"	---
44722	3/8"	---
44723	1/2"	---
44724	3/4"	---
44725	1"	---
44726	1-1/4"	---
44727	1-1/2"	---
44728	2"	---

## HEX LOCKNUTS



111RB

PART #	SIZE	LIST
44703	1/2"	---
44704	3/4"	---

**WARNING:** This product can expose you to chemicals, including Nickel, which are known to the State of California to cause cancer. For more information, visit [www.P65Warnings.ca.gov](http://www.P65Warnings.ca.gov)

# SCH 40 304/316 STAINLESS STEEL NIPPLES

FITTINGS AND NIPPLES

## STAINLESS STEEL NIPPLES



### SCHEDULE 40 WELDED

Stainless steel pipe nipples are manufactured from stainless steel pipe that conforms to specification ASTM A312/ SA312.

All stainless steel nipples conform to specification ASTM A733. Threads conform to the requirements of ANSI B1.20.1.

### 304

The basic alloy. Type 304 (18-8) is an austenitic steel possessing a minimum of 18% chromium and 8% nickel, combined with a maximum of 0.08% carbon. It is a nonmagnetic steel which cannot be hardened by heat treatment, but instead, must be cold worked to obtain higher tensile strengths.

Because of its ability to withstand the corrosive action of various acids found in fruits, meats, milk, and vegetables, Type 304 is especially suited for all types of dairy equipment piping and valves, the brewing industry, the citrus and fruit juice industry, and in food processing applications. Also used for the dye tanks, pipelines buckets, dippers, etc. that come in contact with the formic, acetic, and other organic acids used in the dyeing industry.

In the marine environment, because of its slightly higher strength and wear resistance than type 316 it is also used for nuts, bolts, screws, and other fasteners. It is also used for springs, cogs, and other components where both wear and corrosion resistance is needed.

### 316

For severe environments. Of course, there are many industrial processes that require a higher level of resistance to corrosion than Type 304 can offer. For these applications, Type 316 is the answer.

In type 316, the nickel content is increased slightly. What distinguishes Type 316 from Type 304 is the addition of molybdenum up to a maximum of 3%.

Molybdenum increases the corrosion resistance of this chromium-nickel alloy to withstand attack by many industrial chemicals and solvents, and, in particular, inhibits pitting caused by chlorides. As such, molybdenum is one of the single most useful alloying additives in the fight against corrosion.

Type 316 can withstand corrosive attack by sodium and calcium brines, hypochlorite solutions, phosphoric acid; and the sulfite liquors and sulfuric acids used in the paper pulp industry. This alloy, therefore, is specified for industrial equipment that handles the corrosive process chemicals used to produce inks, rayons, photographic chemicals, paper, textiles, bleaches, and rubber. Type 316 is also used extensively for surgical implants within the hostile environment of the body.

Type 316 is the main stainless used in the marine environment, with the exception of fasteners and other items where strength and wear resistance are needed, then Type 304 (18-8) is typically used.

**WARNING:** This product can expose you to chemicals, including Nickel, which are known to the State of California to cause cancer. For more information, visit [www.P65Warnings.ca.gov](http://www.P65Warnings.ca.gov)



**SCH 40 STAINLESS STEEL NIPPLES**

FITTINGS AND NIPPLES

#304

1/8" - 27

#316

**1/8" DIAMETER  
SCH 40 WELDED**

PART # 304 S.S.	LIST PRICE	LENGTH	BOX	APPROX. WT. LBS.	PART # 316 S.S.	LIST PRICE
48001	---	X Close (3/4")	25	0.01	49001	---
48002	---	x 1-1/2"	25	0.03	49002	---
48003	---	x 2"	25	0.04	49003	---
48004	---	x 2-1/2"	25	0.05	49004	---
48005	---	x 3"	25	0.06	49005	---
48006	---	x 3-1/2"	25	0.07	49006	---
48007	---	x 4"	25	0.07	49007	---
48008	---	x 4-1/2"	25	0.09	49008	---
48009	---	x 5"	25	0.10	49009	---
48010	---	x 5-1/2"	25	0.11	49010	---
48011	---	x 6"	25	0.12	49011	---

1/4" - 18

**1/4" DIAMETER  
SCH 40 WELDED**

PART # 304 S.S.	LIST PRICE	LENGTH	BOX	APPROX. WT. LBS.	PART # 316 S.S.	LIST PRICE
48020	---	X Close (7/8")	25	0.02	49020	---
48021	---	x 1-1/2"	25	0.04	49021	---
48022	---	x 2"	25	0.06	49022	---
48023	---	x 2-1/2"	25	0.07	49023	---
48024	---	x 3"	25	0.09	49024	---
48025	---	x 3-1/2"	25	0.11	49025	---
48026	---	x 4"	25	0.13	49026	---
48027	---	x 4-1/2"	25	0.14	49027	---
48028	---	x 5"	25	0.16	49028	---
48029	---	x 5-1/2"	25	0.18	49029	---
48030	---	x 6"	25	0.19	49030	---

**WARNING:** This product can expose you to chemicals, including Nickel, which are known to the State of California to cause cancer. For more information, visit [www.P65Warnings.ca.gov](http://www.P65Warnings.ca.gov)

# SCH 40 STAINLESS STEEL NIPPLES

FITTINGS AND NIPPLES

#304



3/8"-18

3/8" DIAMETER  
SCH 40 WELDED

#316



PART # 304 S.S.	LIST PRICE	LENGTH	BOX	APPROX. WT. LBS.	PART # 316 S.S.	LIST PRICE
48040	---	X Close (1")	25	0.03	49040	---
48041	---	x 1-1/2"	25	0.06	49041	---
48042	---	x 2"	25	0.07	49042	---
48043	---	x 2-1/2"	25	0.10	49043	---
48044	---	x 3"	25	0.12	49044	---
48045	---	x 3-1/2"	25	0.15	49045	---
48046	---	x 4"	25	0.17	49046	---
48047	---	x 4-1/2"	25	0.19	49047	---
48048	---	x 5"	25	0.22	49048	---
48049	---	x 5-1/2"	25	0.23	49049	---
48050	---	x 6"	25	0.26	49050	---



1/2" - 14

1/2" DIAMETER  
SCH 40 WELDED



PART # 304 S.S.	LIST PRICE	LENGTH	BOX	APPROX. WT. LBS.	PART # 316 S.S.	LIST PRICE
48060	---	X Close 1-1/8"	25	0.05	49060	---
48061	---	x 1-1/2"	25	0.07	49061	---
48062	---	x 2"	25	0.10	49062	---
48063	---	x 2-1/2"	25	0.14	49063	---
48064	---	x 3"	25	0.18	49064	---
48065	---	x 3-1/2"	25	0.20	49065	---
48066	---	x 4"	25	0.25	49066	---
48067	---	x 4-1/2"	25	0.28	49067	---
48068	---	x 5"	25	0.31	49068	---
48069	---	x 5-1/2"	25	0.34	49069	---
48070	---	x 6"	25	0.39	49070	---

**WARNING:** This product can expose you to chemicals, including Nickel, which are known to the State of California to cause cancer. For more information, visit [www.P65Warnings.ca.gov](http://www.P65Warnings.ca.gov)

MARINE



**SCH 40 STAINLESS STEEL NIPPLES**

FITTINGS AND NIPPLES



#304

3/4" - 14



#316

3/4" DIAMETER  
SCH 40 WELDED

PART # 304 S.S.	LIST PRICE	LENGTH	BOX	APPROX. WT. LBS.	PART # 316 S.S.	LIST PRICE
48080	---	X Close (1-3/8")	25	0.08	49080	---
48081	---	x 1-1/2"	25	0.13	49081	---
48082	---	x 2"	25	0.14	49082	---
48083	---	x 2-1/2"	25	0.17	49083	---
48084	---	x 3"	25	0.22	49084	---
48085	---	x 3-1/2"	25	0.27	49085	---
48086	---	x 4"	25	0.32	49086	---
48087	---	x 4-1/2"	25	0.38	49087	---
48088	---	x 5"	25	0.40	49088	---
48089	---	x 5-1/2"	25	0.42	49089	---
48090	---	x 6"	25	0.48	49090	---



1" - 11 1/2

1" DIAMETER  
SCH 40 WELDED

PART # 304 S.S.	LIST PRICE	LENGTH	BOX	APPROX. WT. LBS.	PART # 316 S.S.	LIST PRICE
48100	---	X Close (1-1/2")	25	0.13	49100	---
48101	---	x 2"	25	0.20	49101	---
48102	---	x 2-1/2"	25	0.25	49102	---
48103	---	x 3"	25	0.33	49103	---
48104	---	x 3-1/2"	25	0.40	49104	---
48105	---	x 4"	25	0.47	49105	---
48106	---	x 4-1/2"	25	0.53	49106	---
48107	---	x 5"	25	0.55	49107	---
48108	---	x 5-1/2"	25	0.60	49108	---
48109	---	x 6"	25	0.71	49109	---

**WARNING:** This product can expose you to chemicals, including Nickel, which are known to the State of California to cause cancer. For more information, visit [www.P65Warnings.ca.gov](http://www.P65Warnings.ca.gov)

# SCH 40 STAINLESS STEEL NIPPLES

FITTINGS AND NIPPLES



1 1/4" - 11 1/2

1-1/4" DIAMETER  
SCH 40 WELDED



PART # 304 S.S.	LIST PRICE	LENGTH	BOX	APPROX. WT. LBS.	PART # 316 S.S.	LIST PRICE
48120	---	X Close (1-5/8")	10	0.17	49120	---
48121	---	x 2"	10	0.23	49121	---
48122	---	x 2-1/2"	10	0.35	49122	---
48123	---	x 3"	10	0.46	49123	---
48124	---	x 3-1/2"	10	0.52	49124	---
48125	---	x 4"	10	0.65	49125	---
48126	---	x 4-1/2"	10	0.53	49126	---
48127	---	x 5"	10	0.60	49127	---
48128	---	x 5-1/2"	10	0.61	49128	---
48129	---	x 6"	10	0.71	49129	---



1-1/2" - 11 1/2

1-1/2" DIAMETER  
SCH 40 WELDED



PART # 304 S.S.	LIST PRICE	LENGTH	BOX	APPROX. WT. LBS.	PART # 316 S.S.	LIST PRICE
48140	---	X Close x 1-3/4"	10	0.25	49140	---
48141	---	x 2"	10	0.32	49141	---
48142	---	x 2-1/2"	10	0.41	49142	---
48143	---	x 3"	10	0.52	49143	---
48144	---	x 3-1/2"	10	0.62	49144	---
48145	---	x 4"	10	0.73	49145	---
48146	---	x 4-1/2"	10	0.86	49146	---
48147	---	x 5"	10	0.95	49147	---
48148	---	x 5-1/2"	10	1.01	49148	---
48149	---	x 6"	10	1.19	49149	---

**WARNING:** This product can expose you to chemicals, including Nickel, which are known to the State of California to cause cancer. For more information, visit [www.P65Warnings.ca.gov](http://www.P65Warnings.ca.gov)

MARINE

**SCH 40 STAINLESS STEEL NIPPLES**

FITTINGS AND NIPPLES



2" DIAMETER  
SCH 40 WELDED



PART # 304 S.S.	LIST PRICE	LENGTH	BOX	APPROX. WT. LBS.	PART # 316 S.S.	LIST PRICE
48160	---	X Close (2")	10	0.37	49160	---
48161	---	x 2-1/2"	10	0.54	49161	---
48162	---	x 3"	10	0.65	49162	---
48163	---	x 3-1/2"	10	0.88	49163	---
48164	---	x 4"	10	1.02	49164	---
48165	---	x 4-1/2"	10	1.16	49165	---
48166	---	x 5"	10	1.29	49166	---
48167	---	x 5-1/2"	10	1.46	49167	---
48168	---	x 6"	10	1.57	49168	---
48170	---	x 8"	1	2.01	49170	---

**WARNING:** This product can expose you to chemicals, including Nickel, which are known to the State of California to cause cancer. For more information, visit [www.P65Warnings.ca.gov](http://www.P65Warnings.ca.gov)

## 304 AND 316 150# SS FITTINGS

FITTINGS AND NIPPLES

# STAINLESS STEEL FITTINGS



### 150# 304 & 316 Stainless Steel Fittings

Our high quality standard pattern 150lb rated stainless steel threaded fittings are manufactured to the highest standards. All stainless steel fittings are monitored by our quality control personnel for strict compliance with applicable standards and specifications.

These stainless steel pipe fittings are excellent for uses that involve chemicals or liquids that may be corrosive. Along with fighting corrosion, a stainless steel pipe fitting will prevent contamination making it useful to many professionals.

- Use with air, water, oil, natural gas, steam
- NPT and FNPT threads conform to ASME B1.20.1
- Maximum Pressure: 300 psi @ 72 F; 150 psi @ 366 F for steam
- Maximum Steam Pressure: 150 psi
- Material Conforms to ASTM A-351. Class 150 Pressure Ratings
- Manufacturing facility is ISO 9001:2008
- 304 Stainless Steel is economically priced, chromium-nickel material that offers very good corrosion resistance. 316 Stainless Steel has higher nickel content and contains molybdenum for even better corrosion resistance.

FOR STAINLESS STEEL FITTINGS SPECS SEE [WWW.MIDLANDINDUSTRIES.COM/KNOWLEDGEBANK.PHP](http://WWW.MIDLANDINDUSTRIES.COM/KNOWLEDGEBANK.PHP)

**WARNING:** This product can expose you to chemicals, including Nickel, which are known to the State of California to cause cancer. For more information, visit [www.P65Warnings.ca.gov](http://www.P65Warnings.ca.gov)

MARINE

**304 AND 316 150# SS FITTINGS**

FITTINGS AND NIPPLES

**90° ELBOW  
304 & 316 150#**

PART # 304 S.S.	LIST PRICE	SIZE	BOX	APPROX. WT. LBS.	PART # 316 S.S.	LIST PRICE
62100	---	1/8"	25	0.06	63100	---
62101	---	1/4"	25	0.06	63101	---
62102	---	3/8"	25	0.11	63102	---
62103	---	1/2"	25	0.13	63103	---
62104	---	3/4"	25	0.20	63104	---
62105	---	1"	10	0.33	63105	---
62106	---	1-1/4"	10	0.55	63106	---
62107	---	1-1/2"	5	0.77	63107	---
62108	---	2"	5	1.10	63108	---
62109	---	2-1/2"	1	2.09		
62110	---	3"	1	2.84	63110	---
62112	---	4"	1	5.00	63112	---

**90° STREET ELBOW  
304 & 316 150#**

PART # 304 S.S.	LIST PRICE	SIZE	BOX	APPROX. WT. LBS.	PART # 316 S.S.	LIST PRICE
62160	---	1/8"	25	0.04	63160	---
62161	---	1/4"	25	0.07	63161	---
62162	---	3/8"	25	0.09	63162	---
62163	---	1/2"	25	0.15	63163	---
62164	---	3/4"	25	0.24	63164	---
62165	---	1"	10	0.31	63165	---
62166	---	1-1/4"	10	0.51	63166	---
62167	---	1-1/2"	5	0.84	63167	---
62168	---	2"	5	1.26	63168	---
62170	---	2-1/2"			63169	---
62169	---	3"	1	4.16	63170	---
62171	---	4"			63171	---

**45° ELBOW  
304 & 316 150#**

PART # 304 S.S.	LIST PRICE	SIZE	BOX	APPROX. WT. LBS.	PART # 316 S.S.	LIST PRICE
62180	---	1/8"	25	0.04	63180	---
62181	---	1/4"	25	0.07	63181	---
62182	---	3/8"	25	0.09	63182	---
62183	---	1/2"	25	0.13	63183	---
62184	---	3/4"	25	0.20	63184	---
62185	---	1"	10	0.33	63185	---
62186	---	1-1/4"	10	0.49	63186	---
62187	---	1-1/2"	5	0.66	63187	---
62188	---	2"	5	1.14	63188	---
62189	---	2-1/2"	1	2.82	63189	---
62190	---	3"	1	2.91	63190	---
62191	---	4"	1	5.05	63192	---

**WARNING:** This product can expose you to chemicals, including Nickel, which are known to the State of California to cause cancer. For more information, visit [www.P65Warnings.ca.gov](http://www.P65Warnings.ca.gov)



# 304 AND 316 150# SS FITTINGS

FITTINGS AND NIPPLES

## TEE 304 & 316 150#




PART # 304 S.S.	LIST PRICE	SIZE	BOX	APPROX. WT. LBS.	PART # 316 S.S.	LIST PRICE
62250	---	1/8"	25	0.07	63250	---
62251	---	1/4"	25	0.07	63251	---
62252	---	3/8"	25	0.11	63252	---
62253	---	1/2"	25	0.20	63253	---
62254	---	3/4"	25	0.29	63254	---
62255	---	1"	10	0.42	63255	---
62256	---	1-1/4"	5	0.66	63256	---
62257	---	1-1/2"	5	0.99	63257	---
62258	---	2"	3	1.43	63258	---
62259	---	2-1/2"	1	1.43		
62260	---	3"	1	3.66	63260	---
62261		4"	1	7.19	63261	---

## CROSS 304 & 316 150#



PART # 304 S.S.	LIST PRICE	SIZE	BOX	APPROX. WT. LBS.	PART # 316 S.S.	LIST PRICE
		1/8"	25	0.06	63390	---
62391	---	1/4"	25	0.09	63391	---
62392	---	3/8"	25	0.13	63392	---
62393	---	1/2"	25	0.29	63393	---
62394	---	3/4"	10	0.44	63394	---
62395	---	1"	10	0.74	63395	---
62396	---	1-1/4"	5	1.25	63396	---
62397	---	1-1/2"	5	1.53	63397	---
62398	---	2"	1	2.28	63398	---

## HEX NIPPLE 304 & 316 150#



PART # 304 S.S.	LIST PRICE	SIZE	BOX	APPROX. WT. LBS.	PART # 316 S.S.	LIST PRICE
62720	---	1/8"	1	0.02	63720	---
62721	---	1/4"	1	0.04	63721	---
62722	---	3/8"	1	0.07	63722	---
62723	---	1/2"	1	0.11	63723	---
62724	---	3/4"	1	0.18	63724	---
62725	---	1"	1	0.22	63725	---
62726	---	1-1/4"	1	0.37	63726	---
62727	---	1-1/2"	1	0.46	63727	---
62728	---	2"	1	0.61	63728	---

## REDUCING HEX NIPPLE 304 & 316 150#



PART # 304 S.S.	LIST PRICE	SIZE	BOX	APPROX. WT. LBS.	PART # 316 S.S.	LIST PRICE
62740	---	1/4" x 1/8"	1	0.04	63740	---
62741	---	3/8" x 1/8"	1	0.07	63741	---
62742	---	3/8" x 1/4"	1	0.07	63742	---
62744	---	1/2" x 1/4"	1	0.09	63744	---
62745	---	1/2" x 3/8"	1	0.11	63745	---
62748	---	3/4" x 3/8"	1	0.15	63748	---
62749	---	3/4" x 1/2"	1	0.15	63749	---

**WARNING:** This product can expose you to chemicals, including Nickel, which are known to the State of California to cause cancer. For more information, visit [www.P65Warnings.ca.gov](http://www.P65Warnings.ca.gov)

MARINE

**304 AND 316 150# SS FITTINGS**


FITTINGS AND NIPPLES

**COUPLING  
304 & 316 150#**

PART # 304 S.S.	LIST PRICE	SIZE*	BOX	APPROX. WT. LBS.	PART # 316 S.S.	LIST PRICE
62410	---	1/8"	25	0.03	63410	---
62411	---	1/4"	25	0.06	63411	---
62412	---	3/8"	25	0.07	63412	---
62413	---	1/2"	25	0.13	63413	---
62414	---	3/4"	25	0.18	63414	---
62415	---	1"	25	0.24	63415	---
62416	---	1-1/4"	10	0.44	63416	---
62417	---	1-1/2"	10	0.51	63417	---
62418	---	2"	5	0.79	63418	---
62419	---	2-1/2"	1	1.28		
62420	---	3"	1	1.87	63420	---
62421	---	4"	1	2.80	63421	---

**REDUCING COUPLING  
304 & 316 150#**

PART # 304 S.S.	LIST PRICE	SIZE	BOX	APPROX. WT. LBS.	PART # 316 S.S.	LIST PRICE
62430	---	1/4" x 1/8"	25	0.04	63430	---
62431	---	3/8" x 1/8"	25	0.04	63431	---
62432	---	3/8" x 1/4"	25	0.04	63432	---
62433	---	1/2" x 1/8"	25	0.09	63433	---
62434	---	1/2" x 1/4"	25	0.09	63434	---
62435	---	1/2" x 3/8"	25	0.09	63435	---
62436	---	3/4" x 1/8"	25	0.13	63436	---
62437	---	3/4" x 1/4"	25	0.11	63437	---
62438	---	3/4" x 3/8"	25	0.13	63438	---
62439	---	3/4" x 1/2"	25	0.15	63439	---
62440	---	1" x 1/4"	25	0.25	63440	---
62441	---	1" x 3/8"	25	0.22	63441	---
62442	---	1" x 1/2"	25	0.24	63442	---
62443	---	1" x 3/4"	25	0.24	63443	---
62444	---	1-1/4" x 3/4"	10	0.33	63444	---
62445	---	1-1/4" x 1"	10	0.35	63445	---
62446	---	1-1/2" x 1/2"	10	0.40	63446	---
62447	---	1-1/2" x 3/4"	10	0.42	63447	---
62448	---	1-1/2" x 1"	10	0.44	63448	---
62449	---	1-1/2" x 1-1/4"	10	0.46	63449	---
62450	---	2" x 1/2"				
62451	---	2" x 3/4"				
62452	---	2" x 1"	5	0.57	63452	---
62453	---	2" x 1-1/4"	5	0.62	63453	---
62454	---	2" x 1-1/2"	5	0.62	63454	---
62455	---	2-1/2" x 2"				
62456	---	3" x 1"	1	1.82		
62457	---	3" x 2"	1	2.25	63456	---
62458	---	4" x 3"				

**OD MACHINED COUPLING  
304 & 316 150#**

PART # 304 S.S.	LIST PRICE	SIZE	A	B	BOX	APPROX. WT. LBS.	PART # 316 S.S.	LIST PRICE
62410B	---	1/8"	0.76	0.56	25	0.04	63410B	---
62411B	---	1/4"	0.94	0.71	25	0.04	63411B	---
62412B	---	3/8"	0.98	0.84	25	0.07	63412B	---
62413B	---	1/2"	1.33	1.01	25	0.09	63413B	---
62414B	---	3/4"	1.41	1.27	25	0.16	63414B	---
62415B	---	1"	1.69	1.54	10	0.21	63415B	---
62416B	---	1-1/4"	1.93	1.90	10	0.31	63416B	---
62417B	---	1-1/2"	1.93	2.16	5	0.41	63417B	---
62418B	---	2"	1.96	2.66	5	0.68	63418B	---
62420B	---	3"	3.23	3.76	1			

**WARNING:** This product can expose you to chemicals, including Nickel, which are known to the State of California to cause cancer. For more information, visit [www.P65Warnings.ca.gov](http://www.P65Warnings.ca.gov)

# 304 AND 316 150# SS FITTINGS

FITTINGS AND NIPPLES

## UNION

304 & 316 150#

- Stainless Steel Seat



PART # 304 S.S.	LIST PRICE	SIZE	BOX	APPROX. WT. LBS.	PART # 316 S.S.	LIST PRICE
62600	---	1/8"	25	0.09	63600	---
62601	---	1/4"	25	0.13	63601	---
62602	---	3/8"	25	0.22	63602	---
62603	---	1/2"	25	0.26	63603	---
62604	---	3/4"	25	0.46	63604	---
62605	---	1"	10	0.60	63605	---
62606	---	1-1/4"	5	0.90	63606	---
62607	---	1-1/2"	5	1.10	63607	---
62608	---	2"	1	1.81	63608	---
62609		2-1/2"				
62610	---	3"	1	3.40		---

## CAP - CAST

304 & 316 150#



PART # 304 S.S.	LIST PRICE	SIZE	BOX	APPROX. WT. LBS.	PART # 316 S.S.	LIST PRICE
62470	---	1/8"	25	0.02	63470	---
62471	---	1/4"	25	0.02	63471	---
62472	---	3/8"	25	0.04	63472	---
62473	---	1/2"	25	0.07	63473	---
62474	---	3/4"	25	0.11	63474	---
62475	---	1"	10	0.18	63475	---
62476	---	1-1/4"	10	0.29	63476	---
62477	---	1-1/2"	10	0.40	63477	---
62478	---	2"	10	0.60	63478	---
62480	---	3"	1	1.28	63480	---
62481	---	4"	1	1.54		

## HEX CAP - BARSTOCK

304 & 316 150#



PART # 304 S.S.	LIST PRICE	SIZE	BOX	APPROX. WT. LBS.	PART # 316 S.S.	LIST PRICE
62075	---	1/8"	25	0.04	63075	---
62076	---	1/4"	25	0.09	63076	---
62077	---	3/8"	25	0.11	63077	---
62078	---	1/2"	25	0.13	63078	---
62079	---	3/4"	25	0.22	63079	---
62080	---	1"	10	0.22	63080	---

**WARNING:** This product can expose you to chemicals, including Nickel, which are known to the State of California to cause cancer.  
 For more information, visit [www.P65Warnings.ca.gov](http://www.P65Warnings.ca.gov)

MARINE

# 304 AND 316 150# SS FITTINGS

FITTINGS AND NIPPLES

MARINE

## HEX BUSHING 304 & 316 150#



stainless steel:

- barbed for plastic pipe
- Well Couplings
- merchant couplings
- See End of Bronze Fitting Section

PART # 304 S.S.	LIST PRICE	SIZE M X F	BOX	APPROX. WT. LBS.	PART # 316 S.S.	LIST PRICE
62500	---	1/4" x 1/8"	25	0.04	63500	---
62501	---	3/8" x 1/8"	25	0.04	63501	---
62502	---	3/8" x 1/4"	25	0.04	63502	---
62503	---	1/2" x 1/8"	25	0.09		
62504	---	1/2" x 1/4"	25	0.09	63504	---
62505	---	1/2" x 3/8"	25	0.11	63505	---
62506	---	3/4" x 1/8"	25	0.13	63506	---
62507	---	3/4" x 1/4"	25	0.15	63507	---
62508	---	3/4" x 3/8"	25	0.15	63508	---
62509	---	3/4" x 1/2"	25	0.15	63509	---
62557	---	1" x 1/8"	25	0.27		
62510	---	1" x 1/4"	25	0.22	63510	---
62511	---	1" x 3/8"	25	0.24	63511	---
62512	---	1" x 1/2"	25	0.24	63512	---
62513	---	1" x 3/4"	25	0.24	63513	---
62515	---	1-1/4" x 3/8"	25	0.37	63515	---
62516	---	1-1/4" x 1/2"	25	0.37	63516	---
62517	---	1-1/4" x 3/4"	25	0.37	63517	---
62518	---	1-1/4" x 1"	25	0.37	63518	---
62521	---	1-1/2" x 1/2"	25	0.44	63521	---
62522	---	1-1/2" x 3/4"	25	0.46	63522	---
62532	---	1-1/2" x 1"	25	0.49	63523	---
62524	---	1-1/2" x 1-1/4"	25	0.46	63524	---
62559	---	2" x 1/4"	10	0.95	63526	---
62527	---	2" x 1/2"	10	0.66	63527	---
62528	---	2" x 3/4"	10	0.66	63528	---
62529	---	2" x 1"	10	0.66	63529	---
62530	---	2" x 1-1/4"	10	0.68	63530	---
62531	---	2" x 1-1/2"	10	0.68	63531	---
62534	---	2-1/2" x 1-1/2"	5	1.23	63534	---
62535	---	2-1/2" x 2"	5	1.21	63535	---
62550	---	3" x 1"	5	2.20	63550	---
62537	---	3" x 1-1/2"	5	1.97	63537	---
62538	---	3" x 2"	5	1.72	63538	---
62539	---	3" x 2-1/2"	5	1.81	63539	---
62541	---	4" x 2"	1	3.72	63541	---
62543	---	4" x 3"	1	2.43	63543	---

**WARNING:** This product can expose you to chemicals, including Nickel, which are known to the State of California to cause cancer. For more information, visit [www.P65Warnings.ca.gov](http://www.P65Warnings.ca.gov)




# 304 AND 316 150# SS FITTINGS

FITTINGS AND NIPPLES

## HEX LOCKNUT

304 & 316 150#

- Straight Thread



PART #304 S.S	LIST PRICE	SIZE	BOX	APPROX. WT. LBS.
62700	---	1/8"	25	0.02
62701	---	1/4"	25	0.05
62702	---	3/8"	25	0.06
62703	---	1/2"	25	0.07
62704	---	3/4"	25	0.11
62705	---	1"	25	0.15
62706	---	1-1/4"	25	0.22
62707	---	1-1/2"	25	0.29

## CORED SQUARE HEAD PLUG

304 & 316 150#



PART # 304 S.S	LIST PRICE	SIZE	BOX	APPROX. WT. LBS.	PART # 316 S.S.	LIST PRICE
62670	---	1/8"	25	0.02	63670	---
62671	---	1/4"	25	0.03	63671	---
62672	---	3/8"	25	0.04	63672	---
62653	---	1/2"	25	0.06	63653	---
62654	---	3/4"	25	0.13	63654	---
62655	---	1"	25	0.20	63655	---
62656	---	1-1/4"	25	0.32	63656	---
62657	---	1-1/2"	10	0.41	63657	---
62658	---	2"	10	0.65	63658	---
62659	---	2-1/2"	1	1.04		
62660	---	3"	1	0.88	63643	---

## CORED HEX HEAD PLUG

304 & 316 150#



PART # 304 S.S	LIST PRICE	SIZE	BOX	APPROX. WT. LBS.	PART # 316 S.S.	LIST PRICE
62630	---	1/8"	25	0.02	63630	---
62631	---	1/4"	25	0.02	63631	---
62632	---	3/8"	25	0.04	63632	---
62633	---	1/2"	25	0.07	63633	---
62634	---	3/4"	25	0.11	63634	---
62635	---	1"	25	0.20	63635	---
62636	---	1-1/4"	25	0.31	63636	---
62637	---	1-1/2"	10	0.44	63637	---
62638	---	2"	10	0.65	63638	---
62640		3"				
		4"	1	2.77	63641	---

## HOSE NIPPLE

304 & 316 150#



HOSE BARB X MALE PIPE

PART # 304 S.S	LIST PRICE	HOSE I.D. X MALE PIPE	BOX	APPROX. WT. LBS.	PART # 316 S.S.	LIST PRICE
73951	---	1/4"	1	0.04	973951	---
73952	---	3/8"	1	0.07	973952	---
73953	---	1/2"	1	0.13	973953	---
73954	---	3/4"	1	0.20	973954	---
73955	---	1"	1	0.33	973955	---
73956	---	1-1/4"	1	0.47	973956	---
73957	---	1-1/2"	1	0.67	973957	---
73958	---	2"	1	0.88	973958	---
73959	---	2-1/2"	1	1.45	973959	---
73960	---	3"	1	1.94	973990	---
		4"	1	3.57	973991	---

**WARNING:** This product can expose you to chemicals, including Nickel, which are known to the State of California to cause cancer. For more information, visit [www.P65Warnings.ca.gov](http://www.P65Warnings.ca.gov)



**304 AND 316 150# SS FITTINGS**

FITTINGS AND NIPPLES

**REDUCING HOSE NIPPLE**

304 150#



HOSE BARB X MALE PIPE

PART # 304 S.S	HOSE I.D. X MALE PIPE	BOX	APPROX. WT. LBS.	LIST PRICE
73970	1/4" x 1/8"	1	0.04	---
73971	3/8" x 1/4"	1	0.07	---
73972	1/2" x 3/8"	1	0.13	---
73973	1/2" x 1/4"	1	0.13	---
73974	3/4" x 1/2"	1	0.20	---
73975	1" x 3/4"	1	0.33	---
73976	1" x 1/2"	1	0.33	---
73977	1-1/4" x 1"	1	0.46	---
73979	1-1/2" x 1-1/4"	1	0.66	---
73980	1-1/2" x 1"	1	0.66	---
73982	2" x 1-1/4"	1	0.88	---

**SOLID HEX HEAD PLUG**

316 150#



PART # 316 S.S	SIZE	BOX	APPROX. WT. LBS.	LIST PRICE
63660	1/8"	25	0.04	---
63661	1/4"	25	0.06	---
63662	3/8"	25	0.08	---
63663	1/2"	25	0.12	---
63664	3/4"	25	0.15	---
63665	1"	25	0.24	---

**HEX SOCKET PLUG - BARSTOCK**

316 150#



PART # 316 S.S	SIZE	BOX	APPROX. WT. LBS.	LIST PRICE
63760	1/8 "	1	0.05	---
63761	1/4 "	1	0.07	---
63762	3/8 "	1	0.10	---
63763	1/2 "	1	0.14	---
63764	3/4 "	1	0.21	---
63765	1"	1	0.24	---

**SOLID SQUARE HEAD PLUG**

316 150#V



PART # 316 S.S	SIZE	BOX	APPROX. WT. LBS.	LIST PRICE
63680	1/8"	25	0.04	---
63681	1/4"	25	0.04	---
63682	3/8"	25	0.05	---
63683	1/2"	25	0.06	---
63684	3/4"	25	0.12	---


**WARNING:** This product can expose you to chemicals, including Nickel, which are known to the State of California to cause cancer. For more information, visit [www.P65Warnings.ca.gov](http://www.P65Warnings.ca.gov)



# BLACK AND GALVANIZED IRON #150


## FITTINGS AND NIPPLES

### ELBOWS 90°




PART # GALVANIZED	LIST PRICE	SIZE	A	BOX/ CASE	APPROX. WT. LBS.	PART # BLACK	LIST PRICE
64100	---	1/8"	0.69	50/600	0.07	65100	---
64101	---	1/4"	0.81	35/420	0.10	65101	---
64102	---	3/8"	0.95	90/360	0.16	65102	---
64103	---	1/2"	1.12	50/200	0.23	65103	---
64104	---	3/4"	1.31	35/105	0.35	65104	---
64105	---	1"	1.50	20/60	0.57	65105	---
64106	---	1-1/4"	1.75	20/40	0.86	65106	---
64107	---	1-1/2"	1.94	15/30	1.31	65107	---
64108	---	2"	2.25	8/16	1.79	65108	---

### 90° STREET ELBOWS



PART # GALVANIZED	LIST PRICE	SIZE	A	B	BOX/ CASE	APPROX. WT. LBS.	PART # BLACK	LIST PRICE
64163	---	1/2"	1.10	1.59	60/180	.22	65163	---
64164	---	3/4"	1.28	1.85	35/105	.39	65164	---
64165	---	1"	1.47	2.10	35/105	.60	65165	---
64166	---	1-1/4"	1.75	2.57	25/50	.95	65166	---
64167	---	1-1/2"	1.90	2.63	9/27	1.37	65167	---
64168	---	2"	2.21	3.19	8/16	2.25	65168	---

### TEES




PART # GALVANIZED	LIST PRICE	SIZE	A	BOX/CASE	APPROX. WT. LBS.	PART # BLACK	LIST PRICE
64253	---	1/2"	1.12	40/120	.36	65253	---
64254	---	3/4"	1.31	35/70	.48	65254	---
64255	---	1"	1.50	20/40	.83	65255	---
64256	---	1-1/4"	1.75	14/28	1.29	65256	---
64257	---	1-1/2"	1.94	12/24	1.66	65257	---
64258	---	2"	2.26	8/16	2.50	65258	---

ALL SIZES OF BLACK AND GALVANIZED STEEL NIPPLES ARE IN STOCK AND READY TO SHIP SAME DAY!

**BLACK AND GALVANIZED IRON #150**

## FITTINGS AND NIPPLES

**COUPLINGS**

PART # GALVANIZED	LIST PRICE	SIZE	A	BOX/ CASE	APPROX. WT. LBS.	PART # BLACK	LIST PRICE
64410	---	1/8"	0.96	70/840	.07	65410	---
64411	---	1/4"	1.06	40/480	.09	65411	---
64412	---	3/8"	1.16	40/480	.13	65412	---
64413	---	1/2"	1.34	60/240	.19	65413	---
64414	---	3/4"	1.52	50/150	.28	65414	---
64415	---	1"	1.67	25/100	.45	65415	---
64416	---	1-1/4"	1.93	16/64	.66	65416	---
64417	---	1-1/2"	2.15	18/36	.84	65417	---
64418	---	2"	2.54	12/24	1.39	65418	---
64419	---	2-1/2"	2.88	8/16	2.42	65419	---
64420	---	3"	3.18	1/12	3.49	65420	---
64421	---	4"	3.69	3/6	5.81	65421	---
64422	---	6"	4.23	1/2	28.62	65422	---

**REDUCING  
COUPLINGS**

PART # GALVANIZED	LIST PRICE	SIZE	A	BOX/ CASE	APPROX. WT. LBS.	PART # BLACK	LIST PRICE
64432	---	3/8" x 1/4"	1.13	30/360	.11	65432	---
64435	---	1/2" x 3/8"	1.25	60/240	.15	65435	---
64438	---	3/4" x 1/2"	1.44	60/180	.25	65438	---
64442	---	1" x 3/4"	1.69	25/100	.39	65442	---
64460	---	1-1/4" x 3/8"	2.06	25/75	.55	65460	---
64444	---	1-1/4" x 1/2"	2.06	25/75	.53	65444	---
64446	---	1-1/4" x 1"	2.06	15/60	.61	65446	---
64449	---	1-1/2" x 1"	2.31	25/50	.78	65449	---
64450	---	1-1/2" x 1-1/4"	2.31	12/48	.87	65450	---
64451	---	2" x 3/4"	2.81	12/36	1.14	65451	---
64454	---	2" x 1-1/2"	2.81	9/27	1.38	65454	---

**WARNING:** This product can expose you to chemicals, including Nickel, which are known to the State of California to cause cancer. For more information, visit [www.P65Warnings.ca.gov](http://www.P65Warnings.ca.gov)

# BLACK AND GALVANIZED IRON #150

## FITTINGS AND NIPPLES

### HEX BUSHING



\* INSIDE HEX

PART # GALVANIZED	LIST PRICE	SIZE M X F	A	HEX	BOX/ CASE	APPROX. WT. LBS.	PART # BLACK	LIST PRICE
64500	---	*1/4" x 1/8"	0.79	0.67	1/25	.03	65500	---
64501	---	*3/8" x 1/8"	0.79	0.75	1/25	.06	65501	---
64502	---	*3/8" x 1/4"	0.79	0.75	1/25	.05	65502	---
64503	---	1/2" x 1/8"	0.84	1.03	150/600	.09	65503	---
64504	---	1/2" x 1/4"				.08	65504	---
64505	---	1/2" x 3/8"	0.75	1.03	150/600	.07	65505	---
64506	---	3/4" x 1/8"	0.85	1.15	75/300	.14	65506	---
64507	---	3/4" x 1/4"	0.85	1.15	75/300	.13	65507	---
64508	---	3/4" x 3/8"	0.85	1.15	75/300	.12	65508	---
64509	---	3/4" x 1/2"	0.93	1.15	75/300	.10	65509	---
64557	---	1" x 1/8"					65557	---
64510*	---	1" x 1/4"	1.13	1.12	50/200	.20	65510*	---
64511*	---	1" x 3/8"	1.13	1.12	50/200	.18	65511*	---
64512	---	1" x 1/2"	1.10	1.42	50/200	.21	65512	---
64513	---	1" x 3/4"	1.10	1.42	50/200	.17	65513	---
64514	---	1-1/4" x 1/4"	1.24	1.12	30/120	.29	65514*	---
64515	---	1-1/4" x 3/8"	1.24	1.12	30/120	.29	65515*	---
64516*	---	1-1/4" x 1/2"	1.24	1.24	30/120	.31	65516*	---
64517	---	1-1/4" x 3/4"	1.08	1.76	30/120	.35	65517	---
64518	---	1-1/4" x 1"	1.08	1.76	30/120	.29	65518	---
64519*	---	1-1/2" x 1/4"	1.30	1.12	25/75	.40	65519*	---
64520*	---	1-1/2" x 3/8"	1.30	1.12	25/75	.38	65520*	---
64521*	---	1-1/2" x 1/2"	1.30	1.34	25/75	.38	65521*	---
64522*	---	1-1/2" x 3/4"	1.30	1.44	25/75	.40	65522*	---
64523	---	1-1/2" x 1"	1.23	2.00	25/75	.45	65523	---
64524	---	1-1/2" x 1-1/4"	1.23	2.00	25/75	.34	65524	---
64526*	---	2" x 1/4"	1.29	1.12	20/60	.57	65526*	---
64525*	---	2" x 3/8"	1.28	1.12	20/60	.57	65525*	---
64527*	---	2" x 1/2"	1.39	1.34	20/60	.57	65527*	---
64528*	---	2" x 3/4"	1.39	1.63	20/60	.63	65528*	---
64529*	---	2" x 1"	1.39	1.77	20/60	.66	65529*	---
64530	---	2" x 1-1/4"	1.50	2.48	20/60	.74	65530	---
64531	---	2" x 1-1/2"	1.50	2.48	20/60	.61	65531	---
64546*	---	2-1/2" x 1/2"	1.51	1.34	15/30	.97	65546*	---
64547*	---	2-1/2" x 3/4"	1.51	1.63	15/30	.91	65547*	---
64532*	---	2-1/2" x 1"	1.51	1.95	15/30	.97	65532*	---
64533*	---	2-1/2" x 1-1/4"	1.51	2.39	15/30	1.03	65533*	---
64534	---	2-1/2" x 1-1/2"	1.51	2.98	15/30	1.16	65534	---
64535	---	2-1/2" x 2"	1.54	2.98	15/30	1.01	65535	---
64550	---	3" x 1"	1.61	1.95	12/24	1.41	65550	---
64549*	---	3" x 1-1/4"	1.61	2.39	12/24	1.42	65549*	---
64537*	---	3" x 1-1/2"	1.61	2.68	12/24	1.51	65537*	---
64538	---	3" x 2"	1.61	3.86	12/24	1.71	65538	---

Note: Add Dt To The Part# For A  
Double-Tapped Bushing

**WARNING:** This product can expose you to chemicals, including Nickel, which are known to the State of California to cause cancer.  
 For more information, visit [www.P65Warnings.ca.gov](http://www.P65Warnings.ca.gov)

MARINE

**BLACK AND GALVANIZED IRON #150**


## FITTINGS AND NIPPLES

**UNIONS**

• Brass Seat



PART # GALVANIZED	LIST PRICE	SIZE	A	BOX/ CASE	APPROX. WT. LBS.	PART # BLACK	LIST PRICE
64603	---	1/2"	1.72	50/100	.52	65603	---
64604	---	3/4"	1.94	35/70	.78	65604	---
64605	---	1"	2.06	20/40	1.18	65605	---
64606	---	1-1/4"	2.26	15/30	1.64	65606	---
64607	---	1-1/2"	2.41	10/20	2.08	65607	---
64608	---	2"	2.75	6/12	3.24	65608	---

**SQUARE HEAD PLUGS**

PART # GALVANIZED	LIST PRICE	SIZE	A	B	C	BOX/ CASE	APPROX. WT. LBS.	PART # BLACK	LIST PRICE
		1/8"	0.41	0.23	0.30	1/25	.02	65650	---
64651	---	1/4"	0.48	0.28	0.38	1/25	.03	65651	---
64652	---	3/8"	0.53	0.31	0.43	1/25	.04	65652	---
64653	---	1/2"	0.58	0.38	0.56	50/600	.08	65653	---
64654	---	3/4"	0.65	0.44	0.63	30/360	.13	65654	---
64655	---	1"	0.75	0.50	0.82	20/240	.22	65655	---
64656	---	1-1/4"	0.82	0.56	0.94	40/120	.33	65656	---
64657	---	1-1/2"	0.85	0.62	1.13	30/90	.41	65657	---
64658	---	2"	0.91	0.68	1.31	20/60	.68	65658	---
64659	---	2-1/2"	1.26	0.74	1.50	16/64	.89	65659	---
64660	---	3"	1.16	0.80	1.69	16/32	1.68	65660	---
64661	---	4"	1.22	1.00	2.28	6/12	3.02	65661	---
64662	---	6"	1.85	1.13	5.97	5/10	11.41	65662	---
		8"				1/1		65664	---

**CAPS**

PART # GALVANIZED	LIST PRICE	SIZE	A	BOX/ CASE	APPROX. WT. LBS.	PART # BLACK	LIST PRICE
64473	---	1/2"	0.87	75/300	.13	65473	---
64474	---	3/4"	0.97	40/160	.18	65474	---
64475	---	1"	1.16	25/100	.30	65475	---
64476	---	1-1/4"	1.28	20/80	.47	65476	---
64477	---	1-1/2"	1.33	18/54	.66	65477	---
64478	---	2"	1.45	12/36	.99	65478	---
64479	---	2-1/2"	1.70	20/40	1.58	65479	---

\* Use steel fittings for smaller sizes. See Steel Fittings for Galvanized and Black Steel Fittings.

**WARNING:** This product can expose you to chemicals, including Nickel, which are known to the State of California to cause cancer. For more information, visit [www.P65Warnings.ca.gov](http://www.P65Warnings.ca.gov)



# PLASTIC PIPE

PLASTIC FITTINGS

## PIPE-NYLON POLY

AVAILABLE IN THREE TYPES OF PLASTIC

### (W) White Nylon

Made from virgin grade formulated to resist physical stress and abrasion. This material meets F.D.A. requirements of Code of Federal Regulation part 177.1500 and is therefore suitable for food contact surfaces.

**Temperature Range:** -40°F to 200° F

**Working Pressure:** 125 PSI maximum.

### ELBOW



W

### NYLON ELBOWS

PART #	SIZE	LIST PRICE
28703W	1/2"	---
28704W	3/4"	---
28705W	1"	---
28706W	1-1/4"	---
28707W	1-1/2"	---

### TEE



W

### NYLON TEES

PART #	SIZE	LIST PRICE
28741W	1/4"	---
28743W	1/2"	---
28744W	3/4"	---
28745W	1"	---
28746W	1-1/4"	---
28747W	1-1/2"	---

### STREET ELBOW



W

### NYLON STREET ELBOW

PART #	SIZE	LIST PRICE
28819W	1/8"	---
28720W	1/4"	---
28721W	3/8"	---
28723W	1/2"	---
28724W	3/4"	---
28725W	1"	---
28726W	1-1/4"	---
28727W	1-1/2"	---

### HEX HEAD PLUGS



W

### NYLON PLUGS

PART #	SIZE	LIST PRICE
28601W	1/8"	---
28602W	1/4"	---
28603W	3/8"	---
28604W	1/2"	---
28605W	3/4"	---
28606W	1"	---
28607W	1-1/4"	---
28608W	1-1/2"	---
28609W	2"	---

### HEX BUSHING



W

### NYLON BUSHINGS

PART #	SIZE	LIST PRICE
28659W	1/4 x 1/8"	---
28660W	3/8 x 1/8"	---
28661W	3/8 x 1/4"	---
28663W	1/2 x 1/4"	---
28664W	1/2 x 3/8"	---
28666W	3/4 x 1/4"	---
28667W	3/4 x 3/8"	---
28668W	3/4 x 1/2"	---
28671W	1 x 1/2"	---
28672W	1 x 3/4"	---
28674W	1-1/4 x 3/4"	---
28675W	1-1/4 x 1"	---
28678W	1-1/2 x 3/4"	---
28679W	1-1/2 x 1"	---
28680W	1-1/2 x 1-1/4"	---
28682W	2 x 3/4"	---
28683W	2 x 1"	---
28685W	2 x 1-1/2"	---

### HEX NIPPLES




W

### NYLON HEX NIPPLES

PART #	SIZE	LIST PRICE
28611W	1/8"	---
28612W	1/4"	---
28613W	3/8"	---
28614W	1/2"	---
28615W	3/4"	---
28616W	1"	---
28617W	1 1/4 "	---
28618W	1 1/2"	---
28619W	2"	----

### REDUCER NIPPLES



W

### NYLON REDUCING HEX NIPPLES

PART #	SIZE	LIST PRICE
28620W	1/4 x 1/8"	---
28622W	3/8 x 1/4"	---
28625W	3/4 x 1/2"	---
28663W	1-1/4 x 1"	---

W = White Nylon

**WARNING:** This product can expose you to chemicals, including lead, which are known to the State of California to cause cancer and birth defects or other reproductive harm. For more information, visit [www.P65Warnings.ca.gov](http://www.P65Warnings.ca.gov)

MARINE

**PLASTIC PIPE**

## PLASTIC FITTINGS

**COUPLING**

W

**NYLON COUPLINGS**

PART #	SIZE	LIST PRICE
28762W	3/8"	---
28763W	1/2"	---
28764W	3/4"	---
28765W	1"	---
28767W	1-1/2"	---
28768W	2"	---

**PIPE CAP**

W

**NYLON CAPS**

PART #	SIZE	LIST PRICE
28640W	1/4"	---
28641W	3/8"	---
28642W	1/2"	---
28643W	3/4"	---

W = White Nylon

**MALE ADAPTERS**

W

**NYLON BARB MALE ADAPTERS**

Hose ID x MIP

PART #	SIZE	LIST PRICE
33002W	3/16 x 1/8"	---
33003W	3/16 x 1/4"	---
33004W	1/4 x 1/8"	---
33005W	1/4 x 1/4"	---
33006W	1/4 x 3/8"	---
33007W	1/4 x 1/2"	---
33380W	1/4 x 3/4"	---
33008W	5/16 x 1/8"	---
33009W	5/16 x 1/4"	---
33010W	5/16 x 3/8"	---
33011W	3/8 X 1/8"	---
33012W	3/8 x 1/4"	---
33013W	3/8 x 3/8"	---
33014W	3/8 x 1/2"	---
33026W	3/8 x 3/4"	---
33015W	1/2 x 1/4"	---
33016W	1/2 x 3/8"	---
33017W	1/2 x 1/2"	---
33018W	1/2 x 3/4"	---
33019W	5/8 x 3/8"	---
33020W	5/8 x 1/2"	---
33021W	5/8 x 3/4"	---
33306W	3/4" x 3/8"	---
33022W	3/4 x 1/2"	---
33023W	3/4 x 3/4"	---
33000W	3/4 x 1"	---
33024W	1 x 3/4"	---
33025W	1 x 1"	---
33029W	1 x 1-1/4"	---
33320W	1" x 1-1/2"	---
33028W	1-1/4 x 1"	---
33030W	1-1/4 x 1-1/4"	---
33032W	1-1/4 x 1-1/2"	---
33321W	1-1/2" x 1-1/4"	---
33033W	1-1/2 x 1-1/2"	---
33322W	2" x 1-1/2"	----
33035W	2 x 2"	----

**ELBOWS**

W

**NYLON BARB X MIP ELBOWS**

PART #	SIZE	LIST PRICE
33038W	1/4 x 1/8"	---
33039W	1/4 x 1/4"	---
33309W	1/4 x 3/8"	---
33351W	1/4 x 1/2"	---
33046W	3/8 x 1/8"	---
33041W	3/8 x 1/4"	---
33042W	3/8 x 3/8"	---
33047W	3/8 x 1/2"	---
33384W	3/8 x 3/4"	---
33048W	1/2 x 1/4"	---
33043W	1/2 x 3/8"	---
33311W	1/2 x 1/2"	---
33385W	1/2 x 3/4"	---
33044W	5/8 x 3/8"	---
33045W	5/8 x 1/2"	---
33312W	5/8 x 3/4"	---
33313W	3/4 x 1/2"	---
33314W	3/4 x 3/4"	---
33315W	3/4 x 1"	---
33386W	1x3/4"	---
33316W	1 x 1"	---
33460W	1 x 1-1/4"	---
33461W	1-1/4 x 1-1/4"	---
33463W	1-1/2 x 1-1/2"	---
33464W	2 x 2"	---

**UNION ELBOWS**

W

**NYLON ELBOW**

PART #	SIZE	LIST PRICE
33390W	1/4"	---
33391W	3/8"	---
33394W	1/2"	---
33395W	5/8"	---
33396W	3/4"	---
33397W	1"	---
33398W	1-1/4"	---
33399W	1-1/2"	---
33389W	2"	----

**WARNING:** This product can expose you to chemicals, including lead, which are known to the State of California to cause cancer and birth defects or other reproductive harm. For more information, visit [www.P65Warnings.ca.gov](http://www.P65Warnings.ca.gov)

# PLASTIC PIPE

## PLASTIC FITTINGS

### HOSE BARB X FE ADAPTERS

W



**NYLON ADAPTER**  
Barb x FIP

PART #	SIZE	LIST PRICE
33052W	1/4 x 1/8"	---
33053W	1/4 x 1/4"	---
33058W	3/8 x 1/4"	---
33059W	3/8 x 3/8"	---
33060W	3/8 x 1/2"	---
33442W	3/8 x 3/4"	---
33062P	1/2 x 3/8"	----
33061W	1/2 x 1/2"	---
33067W	1/2 x 3/4"	---
33068W	5/8 x 1/2"	---
33063W	5/8 x 3/4"	---
33064W	3/4 x 1/2"	---
33065W	3/4 x 3/4"	----

### HOSE BARB X FE ELBOW

W



**NYLON ELBOW**  
Hose ID x Female Pipe

PART #	SIZE	LIST PRICE
33343W	1/2 x 1/2"	---
33344W	5/8 x 3/4"	---
33470W	5/8 x 1/2"	---
33345W	3/4 x 1/2"	---
33471W	3/4 x 3/4"	---

W = White Nylon

### SPLICERS

W



**NYLON SPLICERS**

PART #	SIZE	LIST PRICE
33091W	1/8	---
33092W	3/16	---
33093W	1/4	---
33094W	5/16	---
33095W	3/8	---
33096W	1/2	---
33097W	5/8	---
33098W	3/4	---
33099W	1	---
33480W	1-1/4	---
33481W	1-1/2	---
33482W	2	----

### REDUCING SPLICERS

W



**NYLON SPLICERS**

PART #	SIZE	LIST PRICE
33079W	1/4 x 1/8	---
33347W	1/4 x 3/16	---
33406W	3/8 x 1/4	---
33348W	3/8 x 5/16	---
33407W	1/2 x 1/4	---
33408W	1/2 x 3/8	---
33409W	5/8 x 3/8	---
33410W	5/8 x 1/2	---
33089W	3/4 x 1/2	---

### ALL HOSE BARB "Y"



**NYLON WYE**

PART #	SIZE	LIST PRICE
33301W	3/8"	---

### ALL HOSE BARB TEE

W




**NYLON TEE**

PART #	SIZE	LIST PRICE
33415W	1/8	---
33417W	5/32	---
33420W	3/16	---
33422W	1/4	---
33426W	5/16	---
33429W	3/8	---
33433W	1/2	---
33436W	5/8	---
33437W	3/4	---
33438W	1	---
33439W	1-1/4	---
33440W	1-1/2	---
33441W	2	---

### REDUCING TEES

W



**NYLON TEE**

PART #	SIZE	LIST PRICE
33430W	1/2 x 1/2 x 3/8	---
53725-0604	3/8 x 3/8 x 1/4	---
33431W	5/8 x 5/8 x 3/8	---
33432W	3/8 x 3/8 x 1/2	---
33435W	3/4 x 3/4 x 1/2	---
53725-1008	5/8 x 5/8 x 1/2	---

### MALE BRANCH TEE

W



**NYLON BRANCH TEE**

PART #	SIZE	LIST PRICE
33448W	1/4 x 1/4	---
33451W	3/8 x 3/8	---
33455W	1/2 x 1/2	---
33456W	3/4 x 3/4	---

**WARNING:** This product can expose you to chemicals, including lead, which are known to the State of California to cause cancer and birth defects or other reproductive harm. For more information, visit [www.P65Warnings.ca.gov](http://www.P65Warnings.ca.gov)

MARINE

# PLASTIC GARDEN HOSE

## PLASTIC FITTINGS

# GARDEN HOSE

### PLASTIC GARDEN HOSE FITTINGS

FITTINGS WITH GARDEN HOSE THREAD

#### GARDEN HOSE CAP

• Washer not included



• White Nylon

PART #	SIZE	LIST PRICE
30103P	3/4"	---

#### GARDEN HOSE THREAD ADAPTERS

BARB X MALE GARDEN HOSE



• White Nylon

PART #	SIZE	LIST PRICE
31038	1/4"	---
53748-0812	1/2 x 3/4"	
53748-1012	5/8 x 3/4"	
53748-1212	3/4 x 3/4"	

BARB X FEMALE SWIVEL



PART #	SIZE	LIST PRICE
53746-0812	1/2 x 3/4	
53746-1012	5/8 x 3/4	
53746-1212	3/4 x 3/4	

### GARDEN HOSE ADAPTER INSERTS

• for assembly with 31-022



• White Nylon

PART #	SIZE	LIST PRICE
31031	3/8"	---
31033	5/8"	---
31034	3/4"	---

### GARDEN HOSE NUT



• White Nylon

PART #	SIZE	LIST PRICE
31022	3/4"	---

### MALE GARDEN HOSE X FEMALE PIPE



• White Nylon

PART #	SIZE	LIST PRICE
31067	MGH X 1/4	---
31068	MGH X 1/2 FIP	---
31069	MGH X 3/4	---

### MALE GARDEN HOSE X MALE PIPE



• White Nylon

PART #	SIZE	LIST PRICE
31055	GHT X 3/8 MPT	---
31058	GHT X 1/2 MPT	---
31063	GHT X 3/4 MPT	---

### FEMALE GARDEN HOSE X MALE PIPE



• White Nylon

PART #	SIZE	LIST PRICE
31093	FGH X 3/4 MPT	---

**WARNING:** This product can expose you to chemicals, including lead, which are known to the State of California to cause cancer and birth defects or other reproductive harm. For more information, visit [www.P65Warnings.ca.gov](http://www.P65Warnings.ca.gov)



# PLASTIC PUSH-IN

## PLASTIC FITTINGS

# PLASTIC PUSH-IN TUBE FITTINGS

Manufactured from safe, non-toxic materials meeting the requirements of the US FDA, WRAS, ANSI/NSF-51, 61, and SK Zert. Our products are widely used in water purification, food/beverage and pneumatic systems.

- **Function & Quality :** provides quick and convenient assembly - saving time & expense. Our ISO9001, 14001 registered quality system ensures our customers a superior level of product quality. Defects are easily detectable and maintenance is easy with its easy dismantling for access.
- **Collet Design :** Unique oval collet design is superior and more practical.
- **Applications :** Beyond water and food use, fittings can be used with air, gases, vacuum, & liquids. And all connections can be assembled & disassembled repeatedly.
- **Material :** Grey Acetal Copolymer, also known as POM. Highly durable and resistant to fatigue and creep. It has high resistance to a wide range of organic & inorganic chemicals and detergents. Not recommended for use with strong acids or repeated exposure to strong oxidizers. (polypropylene may be subbed)

Temperature	SIZE	Small Size						Large Size				
		5/32"	3/16"	1/4"	5/16"	3/8"	1/2"	5/8"	7/8"	1"	1 1/8"	1 1/4"
1°C (34°F)		4mm	5mm	6mm	8mm	10mm	12mm	15mm	16mm	18mm	22mm	28mm
16bar (230PSI)								11bar (170PSI)				11bar (170PSI)
20°C (68°F)								11bar (170PSI)				11bar (170PSI)
65°C (150°F)								7bar (100PSI)				7bar (100PSI)

- Fittings are not recommended for use with liquids other than water and food or beverage products.
- Do not use pipe dope or other liquid thread sealers. Use only Teflon tape to seal threaded connections.
- After assembling a tube connection, tug with moderate force to check for proper gripping of the tube.
- Before disassembling tube connections, always verify that pressure has been removed from the system.

### UNION CONNECTOR



PART #	TUBE OD	LIST PRICE
20018P	5/32"	---
20702P	3/16"	---
20019P	1/4"	---
20703P	5/16"	---
20020P	3/8"	---
20021P	1/2"	---
20122P	5/8"	---
20148P	7/8"	---

### REDUCING UNION



PART #	TUBE OD	TUBE OD	LIST PRICE
20753P	5/16"	1/4"	---
20755P	3/8"	1/4"	---
20756P	3/8"	5/16"	---
20758P	1/2"	3/8"	---

### UNION TEE



PART #	TUBE OD	LIST PRICE
20028P	1/4"	---
20031P	5/16"	---
20029P	3/8"	---
20030P	1/2"	---
20145P	5/8"	---

### REDUCING BRANCH TEE



PART #	TUBE OD 1	TUBE OD 2	LIST PRICE
20725P	3/8"	1/4"	---
20724P	1/2"	3/8"	---

### UNION ELBOW



PART #	TUBE OD	LIST PRICE
20152P	1/4"	---
20155P	5/16"	---
20153P	3/8"	---
20154P	1/2"	---

### REDUCING ELBOW



PART #	TUBE OD	TUBE OD	LIST PRICE
20734P	3/8"	1/4"	---
20736P	1/2"	3/8"	---

### BULKHEAD UNION



PART #	TUBE OD	LIST PRICE
20127P	1/4"	---
20128P	3/8"	---
20129P	1/2"	---



**PLASTIC PUSH-IN**

## PLASTIC FITTINGS

**FEMALE CONNECTOR**Female  
Pipe


PART #	TUBE OD	THREAD NPTF	LIST PRICE
20993P	1/4"	1/8"	---
20035P	1/4"	1/4"	---
20944P	3/8"	1/8"	---
20036P	3/8"	1/4"	---

**MALE CONNECTOR**Male  
Pipe

PART #	TUBE OD	THREAD NPTF	LIST PRICE
20050P	5/32"	1/8"	---
20054P	1/4"	1/8"	---
20055P	1/4"	1/4"	---
20056P	1/4"	3/8"	---
20531P	5/16"	1/4"	---
20532P	5/16"	3/8"	---
20057P	3/8"	1/8"	---
20058P	3/8"	1/4"	---
20059P	3/8"	3/8"	---
20062P	3/8"	1/2"	---
20061P	1/2"	3/8"	---
20063P	1/2"	1/2"	---

**STEM ADAPTER**

PART #	STEM OD	THREAD NPTF	LIST PRICE
20524P	1/4"	1/8"	---
20525P	1/4"	1/4"	---
20528P	3/8"	1/4"	---
20529P	3/8"	3/8"	---
20530P	1/2"	3/8"	---
20531P	1/2"	1/2"	---

**REDUCER**

PART #	TUBE OD 1	STEM OD 2	LIST PRICE
20512P	3/8"	1/4"	---
20514P	1/2"	3/8"	---

**FIXED ELBOW**

PART #	TUBE OD	THREAD NPTF	LIST PRICE
20068P	1/4"	1/8"	---
20069P	1/4"	1/4"	---
20070P	1/4"	3/8"	---
20072P	3/8"	1/4"	---
20073P	3/8"	3/8"	---

**SWIVEL ELBOW**Union Elbow +  
Stem Adapter

20-152P + 20-525P = 20973P

PART #	STEM OD	TUBE ID	LIST PRICE
20973P	1/4"	1/4"	----
20974P	3/8"	3/8"	----

**WARNING:** This product can expose you to chemicals, including lead, which are known to the State of California to cause cancer and birth defects or other reproductive harm. For more information, visit [www.P65Warnings.ca.gov](http://www.P65Warnings.ca.gov)



# PLASTIC PUSH-IN

## PLASTIC FITTINGS

### PLUG-IN ELBOW




PART #	TUBE OD	STEM	LIST PRICE
20742P	1/4"	1/4"	---
20747P	3/8"	3/8"	---
20748P	1/2"	1/2"	---

### 2-WAY DIVIDER



PART #	TUBE OD	LIST PRICE
20776P	5/16"	---
20777P	3/8"	---

### PLUG



PART #	TUBE OD	LIST PRICE
20876P	5/32"	---
20878P	1/4"	---
20880P	3/8"	---
20881P	1/2"	---

### TUBE END STOP



PART #	TUBE OD	LIST PRICE
20925P	1/4"	---
20927P	3/8"	---

### PL X PL



PART #	TUBE OD	LIST PRICE
20900P	1/4"	---
20901P	3/8"	---

### PL X MALE NPTF



PART #	TUBE OD	MALE THREAD NPTF	LIST PRICE
20904P	1/4"	1/4"	---
20905P	3/8"	3/8"	---

### CHECK VALVE

#### STOP VALVE ADAPTER



PART #	TUBE OD	LIST PRICE
20778P	1/4"	---
20779P	3/8"	---

#### 3/8 MALE COMP X 3/8 FEMALE COMP



PART #	TUBE OD	LIST PRICE
20985P	1/4"	---
20986P	3/8"	---

**WARNING:** This product can expose you to chemicals, including lead, which are known to the State of California to cause cancer and birth defects or other reproductive harm. For more information, visit [www.P65Warnings.ca.gov](http://www.P65Warnings.ca.gov)

MARINE

**AIR & GENERAL PURPOSE HOSE**

HOSE

**CLEAR REINFORCED PVC (FOOD QUALITY)**

APPLICATION: An economical hose for handling air, water, oil, mild chemicals, and alkalis. Clear wall allows visual inspection of product. COVER: Clear smooth PVC REINFORCEMENT: Multiple layers of synthetic yarns TUBE: Clear smooth PVC TEMPERATURE: -5C to +65C (+25F to +150F)

PART #	NOM. ID"	NOM. OD"	PSI	STD PACK	WEIGHT#	LIST PRICE
CRPVC-019	3/16	0.38	250	300	0.05	---
CRPVC-025	1/4	0.43	250	300	0.07	---
CRPVC-025-100	1/4	0.43	250	100	0.07	---
CRPVC-031	5/16	0.53	300	300	0.08	---
CRPVC-031-100	5/16	0.53	300	100	0.08	---
*CRPVC-038	3/8	0.59	250	300	0.09	---
CRPVC-038-100	3/8	0.59	250	100	0.09	---
*CRPVC-050	1/2	0.71	250	300	0.15	---
*CRPVC-050-100	1/2	0.71	250	100	0.15	---
CRPVC-063	5/8	0.87	200	300	0.17	---
CRPVC-063-100	5/8	0.87	200	100	0.17	---
CRPVC-075	3/4	1.02	180	300	0.23	---
CRPVC-075-100	3/4	1.02	180	100	0.23	---
*CRPVC-100	1	1.30	150	300	0.32	---
*CRPVC-100-100	1	1.30	150	100	0.32	---
CRPVC-125	1-1/4	1.61	100	100	0.58	---
CRPVC-150	1-1/2	1.89	85	100	0.69	---
CRPVC-200	2	2.44	65	100	1.00	---

Standard Length: 3/16"-3/4" 100'/300' coil, 1" 100'/200' coil, 1-1/4"-2" 100' coil

Product Info: Compliant with the applicable requirements and standards of FDA USDA 3-A and NSF-51. Please specify length when ordering i.e. 100' or 300'

Safety Info: Working pressure ratings are based on 20C (68F). At operating temperature of +65C (150F) reduce working pressure by 50%. Recommended Couplings: Combination nipples, short shank, brass barbed, cam and groove. All coupling recommendations are to be used as guidelines and are derived from past user preference. In some cases the preferred coupling is of a lesser pressure rating than the hose. Never exceed the working pressure of the lowest rated component in the assembly.

**WARNING:** This product can expose you to chemicals, including lead, which are known to the State of California to cause cancer and birth defects or other reproductive harm. For more information, visit [www.P65Warnings.ca.gov](http://www.P65Warnings.ca.gov)

# AIR & GENERAL PURPOSE HOSE

HOSE

## PREMIUM GENERAL PURPOSE NON CONDUCTIVE with reel



APPLICATION: Air, water, agricultural spray solutions, and other dilute chemicals. Excellent resistance to heat and weathering. Also resists animal fats, vegetable oils.

COVER: Red, Oil, Grease, Weather & Abrasion resistant nitrile

REINFORCEMENT: Multiple layers of synthetic yarn TUBE: Synthetic oil mist resistant EPDM synthetic rubber

TEMPERATURE: -30C to +93C (-20F to +200F)

PART #	NOM. ID"	NOM. OD"	PSI	STD PACK	WEIGHT#	LIST PRICE
PREMR-038-300	3/8	0.67	300	300	0.17	---
PREMR-050-300	1/2	0.79	300	300	0.21	---
PREMR-075-300	3/4	1.14	300	300	0.39	---
PREMR-100-300	1	1.42	300	300	0.51	---
PREM-125-250	1-1/4	1.77	300	200	0.70	---

Standard Length: 1/4"- 1" 50'/100'/300'. 1-1/4" - 2" 50'/100'.

Recommended Couplings: High Pressure 1" to 1-1/2" for air service if the working pressure exceeds 150 psi. High Pressure, Short shank, universal, or Combination nipples all other sizes. Crimplok universals. All coupling recommendations are to be used as guidelines and are derived from past user preference. In some cases the preferred coupling is of a lesser pressure rating than the hose. Never exceed the working pressure of the lowest rated component in the assembly.

**WARNING:** This product can expose you to chemicals, including lead, which are known to the State of California to cause cancer and birth defects or other reproductive harm. For more information, visit [www.P65Warnings.ca.gov](http://www.P65Warnings.ca.gov)

MARINE

**AIR & GENERAL PURPOSE HOSE**

## HOSE

**PUSH-ON BLACK**

APPLICATION: Transmission of most petroleum-based hydraulic fluids, mineral oil, diesel fuel, engine coolant solutions, agricultural sprays and a wide range of chemical solutions. Also suitable for air and water service

COVER: Black, oil, weather and abrasion resistant Neoprene.

REINFORCEMENT: Multiple layers of polyester yarns.

TUBE: Black oil resistant nitrile rubber.

TEMPERATURE: -32C to +80C (-25F to +180F)

PART #	NOM. ID"	NOM. OD"	PSI	STD PACK	WEIGHT#	LIST PRICE
PON-025-B	1/4	0.50	250	700'	0.10	---
PON-038-B	3/8	0.63	250	700'	0.14	---
PON-050-B	1/2	0.75	250	700'	0.17	---
PON-063-B	5/8	0.91	250	700'	0.19	---
PON-075-B	3/4	1.03	250	700'	0.19	---

Standard Length: Supplied on reels

Recommended Couplings: Push-on

**MARINE EXHAUST HARDWALL**

APPLICATION: Marine exhaust applications, and other general applications where non-standard sizes are specified. Meets SAEJ 2006 R1

COVER: Black heat and weather resistant synthetic rubber with blue identification stripe.

REINFORCEMENT: High tensile wire helix embedded between layers of textile cords.

TUBE: Black heat resistant rubber specially compounded for wet marine exhaust service.

TEMPERATURE: -40C to +100C (-40F to +212F)

PART #	NOM. ID"	NOM. OD"	STD PACK	WEIGHT#	LIST PRICE
MXH-238	2-3/8	2.68	100'	1.98	---
MXH-250	2-1/2	2.81	100'	1.82	---
MXH-300	3	3.54	100'	2.12	---
MXH-350	3-1/2	4.09	100'	2.77	---
MXH-400	4	4.57	100'	3.22	---
MXH-500	5	5.55	100'	3.59	---

Standard Length: not on reels

Recommended Couplings: Push-on

**WARNING:** This product can expose you to chemicals, including lead, which are known to the State of California to cause cancer and birth defects or other reproductive harm. For more information, visit [www.P65Warnings.ca.gov](http://www.P65Warnings.ca.gov)





# HOSE ASSEMBLIES

## HOSE

### Midland General Purpose Air Hose



- 100% Rubber
- Woven braided polyester yarn reinforcement for strength
- Cold weather flexibility down to -40°F and up to +190°F
- 300psi working pressure
- 4:1 Safety factor 1200 psi burst
- 4 finger bend restrictor
- 2 Year Warranty
- Red

**COVER:** Mix of Natural & Synthetic Rubbers

**REINFORCEMENT:** Polyester Yarn

**TUBE:** Natural Rubber

**TEMPERATURE:** "-40°F to 190°F, -40°C to 90°C"

PART #	DESCRIPTION	COVER COLOR	BEND RADIUS (UOM) (IN)	W.P. (PSI)	B.P. (PSI)	WAR-RANTY (YEARS)	CASE QTY	WEIGHT (EACH)	LIST PRICE
RAIR-025-300BM45	1/4" Hose x 1/4"mnpt 50' Red	Red	0.5	300	1200	2	6	5.44	
RAIR-038-300BM45	3/8" Hose x 1/4"mnpt 50' Red	Red	0.6	300	1200	2	4	7.81	
RAIR-050-300BM65	1/2" Hose x 3/8"mnpt 50' Red	Red	0.8	300	1200	2	4	11.14	

### Midland Plus Rubber Air Hose



- 100% Rubber
- Woven braided polyester yarn reinforcement for strength
- 40% lighter than traditional rubber air hoses
- As light, stronger, and more flexible than a hybrid
- -50°F compared to -40°F
- Better hot weather performance +190°F
- 300 psi working pressure
- 4:1 Safety factor 1200 psi burst pressure
- 1200 psi burst
- 4 finger bend restrictor
- 2 year warranty
- Blue

**COVER:** Ozone & Weather Resistant Synthetic EPDM Rubber & Other synthetic rubbers

**REINFORCEMENT:** Polyester Yarn

**TUBE:** Mix of Natural & Synthetic Rubbers

**TEMPERATURE:** "-50°F to 190°F, -45°C to 90°C"

PART #	DESCRIPTION	COVER COLOR	BEND RADIUS (UOM) (IN)	W.P. (PSI)	B.P. (PSI)	WAR-RANTY (YEARS)	CASE QTY	WEIGHT (EACH)	LIST PRICE
BAIRLT-025-300BM45-25	1/4" Hose x 1/4"mnpt 25' Blue	Blue	0.48	300	1200	2	8	2.47	
BAIRLT-025-300BM45	1/4" Hose x 1/4"mnpt 50' Blue	Blue	0.48	300	1200	2	6	4.47	
BAIRLT-025-300BM45-100	1/4" Hose x 1/4"mnpt 100' Blue	Blue	0.48	300	1200	2	4	8.07	
BAIRLT-038-300BM45-25	3/8" Hose x 1/4"mnpt 25' Blue	Blue	0.58	300	1200	2	8	2.93	
BAIRLT-038-300BM45	3/8" Hose x 1/4"mnpt 50' Blue	Blue	0.58	300	1200	2	4	6.10	
BAIRLT-038-300BM45-100	3/8" Hose x 1/4"mnpt 100' Blue	Blue	0.58	300	1200	2	3	11.65	
BAIRLT-050-300BM65-25	1/2" Hose x 3/8"mnpt 25' Blue	Blue	0.95	300	1200	2	4	4.45	
BAIRLT-050-300BM65	1/2" Hose x 3/8"mnpt 50' Blue	Blue	0.95	300	1200	2	4	7.86	
BAIRLT-050-300BM65-100	1/2" Hose x 3/8"mnpt 100' Blue	Blue	0.95	300	1200	2	4	14.97	

# HOSE ASSEMBLIES

## HOSE

### Midland Premium Rubber Air Hose



- 100% Rubber
- Woven polyester braided for reinforcement
- Class A Oil Resistant Core and Cover. Nitrile Rubber is only Class A material you can make a hose from
- Virtually impervious to any chemicals it comes in contact with. Oil, diesel fuel, gasoline, cleaning chemicals
- Retards grinding sparks and welding spatter
- 30% lighter and more flexible than other Class A hoses.
- Cold weather flexibility down to -30°F and hot weather performance up to +180°F
- 300psi working pressure.
- 4:1 Safety Burst 1200psi
- 4 finger bend restrictor
- 2 year warranty
- Yellow

**COVER:** Oil Resistant NBR Rubber making it Class A Oil Resistant & Other Synthetic Rubbers

**REINFORCEMENT:** Polyester Yarn

**TUBE:** Oil Resistant NBR Rubber making it Class A Oil Resistant & Other Synthetic Rubbers

**TEMPERATURE:** "-30°F to 190°F, -35°C to 90

PART #	DESCRIPTION	COVER COLOR	BEND RADIUS (UOM) (IN)	W.P. (PSI)	B.P. (PSI)	WAR-RANTY (YEARS)	CASE QTY	WEIGHT (EACH)	LIST PRICE
YAIROR-038-300BM45	3/8" Hose x 1/4" mnpt 50' Yellow	Yellow	0.75	300	1200	2	4	6.12	
YAIROR-050-300BM65	1/2" Hose x 3/8" mnpt 50' Yellow	Yellow	0.95	300	1200	2	4	8.28	
YAIROR-038-300BM45-25	3/8" Hose x 1/4" mnpt 25' Yellow	Yellow	0.75	300	1200	2	3	3.21	
YAIROR-038-300BM45-100	3/8" Hose x 1/4" mnpt 100' Yellow	Yellow	0.95	300	1200	2	5	11.72	
YAIROR-050-300BM65-25	1/2" Hose x 3/8" mnpt 25' Yellow	Yellow	0.95	300	1200	2	4	7.22	
YAIROR-050-300BM65-100	1/2" Hose x 3/8" mnpt 100' Yellow	Yellow	0.95	300	1200	2	2	15.55	

**WARNING:** This product can expose you to chemicals, including lead, which are known to the State of California to cause cancer and birth defects or other reproductive harm. For more information, visit [www.P65Warnings.ca.gov](http://www.P65Warnings.ca.gov)

# HOSE ASSEMBLIES

## HOSE

### Midland Rubber Water Hose



- 100% Rubber
- Polyester braided reinforcement for strength
- Standard 3/4" GHT fittings
- Cold weather flexibility down to -33°F
- Hot weather performance up to +180°F
- Handles hot water up to +212°F
- 150 psi working pressure
- 500 psi burst pressure
- 4 finger bend restrictor
- 2 year warranty
- Red & Black

**COVER:** Ozone & Weather Resistant Synthetic EPDM Rubber & Other synthetic rubbers

**REINFORCEMENT:** Polyester Yarn

**TUBE:** Natural Rubber

**TEMPERATURE:** "33°F to 180°F, 0°C to 80°C"

PART #	DESCRIPTION	COVER COLOR	BEND RADIUS (UOM) (IN)	W.P. (PSI)	B.P. (PSI)	WAR-RANTY (YEARS)	CASE QTY	WEIGHT (EACH)	LIST PRICE
OPPWB-063-150GH50	5/8" x 50' x150psi Black Water hose w/ fittings Midland	Red/Black	1.6	150	500	2	4	13.08	
OPPWR-063-150GH50	5/8" x 50' x150psi Red Water hose w/ fittings Midland	Red/Black	1.6	150	500	2	4	13.38	
OPPWB-075-150GH50	3/4" x 50' x150psi Black Water hose w/ fittings Midland	Red/Black	1.8	150	500	2	3	15.57	
OPPWR-075-150GH50	3/4" x 50' x150psi Red Water hose w/ fittings Midland	Red/Black	1.8	150	500	2	3	16.60	

### Midland Plus Rubber Water Hose



- 100% Rubber
- Polyester braided reinforcement for strength
- Standard 3/4" GHT fittings
- 10% lighter than traditional Rubber Water Hoses
- Cold weather flexibility down to -40°F
- Hot weather performance up to +190°F
- Handles hot water up to +212°F
- 150 psi working pressure
- 500 psi burst pressure
- 4 finger bend restrictor
- 2 year warranty
- Red & Black

**COVER:** Ozone & Weather Resistant Synthetic EPDM Rubber & Other synthetic rubbers

**REINFORCEMENT:** Polyester Yarn

**TUBE:** Natural Rubber

**TEMPERATURE:** "-40°F to 212°F, -40°C to 100°C"

PART #	DESCRIPTION	COVER COLOR	BEND RADIUS (UOM) (IN)	W.P. (PSI)	B.P. (PSI)	WAR-RANTY (YEARS)	CASE QTY	WEIGHT (EACH)	LIST PRICE
AVAWB-063-150GH50	5/8" x 50' x150psi Black Water hose w/ fittings	Red/Black	1.7	150	500	2	4	10.68	
AVAWR-063-150GH50	5/8" x 50' x150psi Red Water hose w/ fittings	Red/Black	1.7	150	500	2	4	10.10	
AVAWB-075-150GH50	3/4" x 50' x150psi Black Water hose w/ fittings	Red/Black	1.8	150	500	2	3	14.13	
AVAWR-075-150GH50	3/4" x 50' x150psi Red Water hose w/ fittings	Red/Black	1.8	150	500	2	3	13.36	

# HOSE ASSEMBLIES

## HOSE

### Midland Premium Rubber Water Hose



**COVER:** Ozone & Weather Resistant Synthetic EPDM Rubber & Other synthetic rubbers

**REINFORCEMENT:** Polyester Yarn

**TUBE:** Natural Rubber

**TEMPERATURE:** "-50°F to 212°F, -45°C to 100°C"

- 100% Rubber
- Polyester braided reinforcement for strength
- 40% lighter than standard rubber water hoses
- Lightest and most flexible 100% rubber water hose
- Standard 3/4" GHT fittings
- Kink resistant under pressure
- Ozone resistant cover
- Cold weather flexibility down to -50°F
- Hot weather performance up to +190°F
- Handles hot water up to 212°F
- 150 psi working pressure
- 500 psi burst pressure
- 4 finger grip bend restrictor
- 2 year warranty

PART #	DESCRIPTION	COVER COLOR	BEND RADIUS (UOM) (IN)	W.P. (PSI)	B.P. (PSI)	WAR-RANTY (YEARS)	CASE QTY	WEIGHT (EACH)	LIST PRICE
BSWBLT-063-150GH50	5/8" x 50' x150psi Blue Water hose w/ fittings	Blue	1.55	150	500	2	4	8.85	
BSWBLT-075-150GH50	3/4" x 50' x150psi Blue Water hose w/ fittings	Blue	2.1	150	500	2	3	11.47	

### Kevlar Braided Rubber Pressure Washer Hose



**COVER:** Oil Resistant NBR Rubber making it Class A Oil Resistant & Other Synthetic Rubbers

**REINFORCEMENT:** Aramid / Kevlar

**TUBE:** Oil Resistant NBR Rubber making it Class A Oil Resistant & Other Synthetic Rubbers

**TEMPERATURE:** "-30F to 250F, -35°C to 120°C"

- 100% Rubber
- KEVLAR Braided reinforcement
- 35% lighter than traditional wire braided rubber pressure washer hoses
- More flexible than wire braided hoses
- Carbon steel flanges
- Non-marking Grey
- Cold weather flexibility down to -20°F
- Handles hot water up to 250°F
- 4100 psi working pressure
- 16,400 psi burst pressure 4:1 safety factor
- 4 finger bend restrictor
- 1 year warranty

PART #	DESCRIPTION	COVER COLOR	BEND RADIUS (UOM) (IN)	W.P. (PSI)	B.P. (PSI)	WAR-RANTY (YEARS)	CASE QTY	WEIGHT (EACH)	LIST PRICE
PWAG-038-50AS	3/8" x 50' with 3/8" Male NPT Revolving + Fixed Grey	Grey	0.53	4100	16400	1	4	7.71	
PWAG-038-100AS	3/8" x 100' with 3/8" Male NPT Revolving + Fixed Grey	Grey	0.53	4100	16400	1	2	14.63	
PWAG-038-200AS	3/8" x 200' with 3/8" Male NPT Revolving + Fixed Grey	Grey	0.53	4100	16400	1	1	27.34	

**WARNING:** This product can expose you to chemicals, including lead, which are known to the State of California to cause cancer and birth defects or other reproductive harm. For more information, visit [www.P65Warnings.ca.gov](http://www.P65Warnings.ca.gov)



# 350 & 620 WORM GEAR CLAMPS

## CLAMPS

### MINIATURE CLAMPS - 5/16" BAND



#### 350 Series

- 1/4" Hex Slotted 410 Stainless Steel Screw
- 5/16" Wide 301 Stainless Steel Band
- 301 stainless Steel Housing
- 6mm thick


All Stainless Steel  
5/16" band, 1/4" screw

PART #	DIA. RANGE		BOX/CASE	LIST PRICE
	MIN.	MAX.		
350004	7/32"	5/8"	200/2400	---
350005	7/16"	11/16"	200/2400	---
350006	5/16"	7/8"	200/2400	---
350008	7/16"	1"	200/1200	---
350010	1/2"	1-1/16"	200/1200	---
350012	9/16"	1-1/4"	200/1200	---
350016	11/16"	1-1/2"	200/1200	---
350020	7/8"	1-3/4"	200/1200	---

Applications: For agricultural, industrial and automotive uses. Corrosion resistance varies with stainless components.

Mechanically interlocked, 3 piece construction for service sealing pressure without spot welding.

### 1/2" WIDE BAND CLAMPS (12.70mm)



#### 620 Series

- 5/16" Hex Slotted 305 Stainless Steel Screw
- 1/2" Wide 301 Stainless Steel Band
- 301 Stainless Steel Housing
- 6mm Thickness
- Use for underground and other high corrosive applications.
- For a sure grip application.
- Especially suited to industrial applications

All Stainless Steel  
1/2" band, 5/16" screw

PART #	#	DIA. RANGE		BOX/CASE	LIST PRICE
		MIN.	MAX.		
620006	6	3/8"	7/8"	100/600	---
620008	8	7/16"	1"	100/600	---
620010	10	9/16"	1-1/16"	100/600	---
620012	12	9/16"	1-1/4"	100/600	---
620016	16	11/16"	1-1/2"	100/600	---
620020	20	3/4"	1-3/4"	100/300	---
620024	24	1-1/16"	2"	100/300	---
620028	28	1-5/16"	2-1/4"	100/300	---
620032	32	1-9/16"	2-1/2"	100/300	---
620036	36	1-13/16"	2-3/4"	50/200	---
620040	40	2-1/16"	3"	50/200	---
620044	44	2-5/16"	3-1/4"	50/200	---
620048	48	2-9/16"	3-1/2"	50/200	---
620052	52	2-13/16"	3-3/4"	25/100	---
620056	56	3-1/16"	4"	25/100	---
620060	60	3-5/16"	4-1/4"	25/100	---
620064	64	2-1/2"	4-1/2"	25/100	---
620072	72	3"	5"	25/100	---
620080	80	3-1/2"	5-1/2"	10/100	---
620088	88	4"	6"	10/100	---
620096	96	4-1/2"	6-1/2"	10/100	---
620104	104	5"	7"	10/100	---
620116	116	5-3/4"	7-3/4"	100/100	---
620128	128	6-1/2"	8-1/2"	100/100	---
620152	152	2"	10"	100/100	---
620164	164	1-3/4"	10-3/4"	100/100	---
620176	176	9-1/4"	11-1/4"	100/100	---
620188	188	9.9"	12-1/4"	100/100	---
620200	200	11"	13"	100/100	---
620212	212	11-3/4"	13-3/4"	100/100	---
620224	224	12-1/2"	14-1/2"	100/100	---
620248	248	10-3/4"	16"	100/100	---
620270	270	15-3/8"	17-3/8"	100/100	---
620312	312	18"	20"	100/100	---
620332	332	19-1/8"	21-1/4"	100/100	---
620390	390	22-7/8"	24-7/8"	100/100	---

**WARNING:** This product can expose you to chemicals, including lead, which are known to the State of California to cause cancer and birth defects or other reproductive harm. For more information, visit [www.P65Warnings.ca.gov](http://www.P65Warnings.ca.gov)




**#316 MARINE WORM GEAR CLAMPS**

## CLAMPS

**MINIATURE CLAMPS - 5/16" BAND**

All #316 SS for Marine Environments

5/16" band, 1/4" screw

**350SS Series**

- 1/4" Hex Slotted 316 Stainless Steel Screw
- 316 Stainless Steel Band
- 8mm wide
- 6 mm thick
- 316 stainless Steel Housing

PART #	DIA. RANGE		BOX/CASE	LIST PRICE
	MIN.	MAX.		
350004SS	7/32"	5/8"	200/2400	---
350005SS	7/16"	11/16"	200/2400	---
350006SS	5/16"	7/8"	200/2400	---
350008SS	7/16"	1"	200/1200	---
350010SS	1/2"	1-1/16"	200/1200	---
350012SS	9/16"	1-1/4"	200/1200	---
350016SS	11/16"	1-1/2"	200/1200	---
350020SS	7/8"	1-3/4"	200/1200	---

Applications: For marine, agricultural, industrial and automotive uses. Corrosion resistance varies with stainless components.

Mechanically interlocked, 3 piece construction for service sealing pressure without spot welding.

**1/2" WIDE BAND CLAMPS (12.70mm)**

All #316 SS for Marine Environments

1/2" band, 5/16" screw

**620SS Series**

- 5/16" Hex Slotted 316 Stainless Steel Screw
- 1/2" Wide 316 Stainless Steel Band
- 316 Stainless Steel Housing

- 6mm Thickness
- Use for marine, underground and other high corrosive applications.

ALL 316SS PART #	#	DIA. RANGE		BOX/CASE	LIST PRICE
		MIN.	MAX.		
620006SS	6	3/8"	7/8"	100/600	---
620008SS	8	7/16"	1"	100/600	---
620010SS	10	9/16"	1-1/16"	100/600	---
620012SS	12	9/16"	1-1/4"	100/600	---
620016SS	16	11/16"	1-1/2"	100/600	---
620020SS	20	3/4"	1-3/4"	100/300	---
620024SS	24	1-1/16"	2"	100/300	---
620028SS	28	1-5/16"	2-1/4"	100/300	---
620032SS	32	1-9/16"	2-1/2"	100/300	---
620036SS	36	1-13/16"	2-3/4"	50/200	---
620040SS	40	2-1/16"	3"	50/200	---
620044SS	44	2-5/16"	3-1/4"	50/200	---
620048SS	48	2-9/16"	3-1/2"	50/200	---
620052SS	52	2-13/16"	3-3/4"	25/100	---
620056SS	56	3-1/16"	4"	25/100	---
620060SS	60	3-5/16"	4-1/4"	25/100	---
620064SS	64	2-1/2"	4-1/2"	25/100	---
620072SS	72	3"	5"	25/100	---

**WARNING:** This product can expose you to chemicals, including lead, which are known to the State of California to cause cancer and birth defects or other reproductive harm. For more information, visit [www.P65Warnings.ca.gov](http://www.P65Warnings.ca.gov)



# T-BOLT CLAMPS

## CLAMPS

# T-BOLT CLAMPS

- All designs meet SAE J1508 specifications.
- .025" Band Thickness
- 3/4" Wide Band
- Band Material: 301 Series Stainless Steel
- Bolt Material: 304 Series Stainless Steel
- Nut Material: 304 Series Stainless Steel
- Nuts are Self-locking
- Torque Rating 75 in/lb

Opens 1/16" above and tightens 1/8" smaller than nominal I.D. for a total of 3/16" range for clamps sizes 150 through 250. Opens 1/16" above and tightens 7/32" smaller than nominal I.D. for clamps sizes 256 through 750.



**Purpose:** To provide a quick, yet effective means of clamping a variety of fittings to a wide range of hose. T-Bolts can be applied with a standard 7/16" socket wrench. They provide 3600 sealing surface by using a shoe or formed bridge.

**Services:** The T-Bolt clamp is a high strength, reliable clamp with numerous applications in both the commercial and industrial markets including hose and ductwork connections for air, oil, water, other types of low pressure fluid lines, engine air intake, exhaust, hose and filters.

## ALL STAINLESS STEEL

PART#	NOMINAL SIZE	O.D. RANGE		LIST PRICE
		FROM:	TO:	
840131	1-1/4	1-5/32"	1-15/32"	---
840150	1-1/2	1-3/8"	1-9/16"	---
840175	1-3/4	1-5/8"	1-13/16"	---
840188	1-7/8	1-3/4"	1-15/16"	---
840200	2	1-7/8"	2-1/16"	---
840225	2-1/4	2-1/8"	2-5/16"	---
840238	2-3/8	2-1/4"	2-7/16"	---
840250	2-1/2	2-3/8"	2-9/16"	---
840256	2-9/16	2-11/32"	2-5/8"	---
840263	2-5/8	2-13/32"	2-11/16"	---
840275	2-3/4	2-17/32"	2-13/16"	---
840288	2-7/8	2-21/32"	2-15/16"	---
840300	3	2-25/32"	3-1/16"	---
840312	3-1/8	2-29/32"	3-3/16"	---
840325	3-1/4	3-1/32"	3-5/16"	---
840350	3-1/2	3-9/32"	3-9/16"	---
840375	3-3/4	3-17/32"	3-13/16"	---
840382	3-53/64	3-19/32"	3-7/8"	---
840400	4	3-25/32"	4-1/16"	---
840425	4-1/4	4-1/32"	4-5/16"	---
840450	4-1/2	4-9/32"	4-9/16"	---
840475	4-3/4	4-17/32"	4-13/16"	---
840500	5	4-25/32"	5-1/16"	---
840525	5-1/4	5-1/32"	5-5/16"	---
840550	5-1/2	5-9/32"	5-9/16"	---
840575	5-3/4	5-17/32"	5-13/16"	---
840600	6	5-25/32"	6-1/16"	---
840625	6-1/4	6-1/32"	6-5/16"	---
840650	6-1/2	6-9/32"	6-9/16"	---
840675	6-3/4	6-17/32"	6-13/16"	---
840700	7	6-25/32"	7-1/16"	---
840750	7-1/2	7-9/32"	7-9/16"	---
840800	8	7-25/32"	8-1/16"	---
840850	8-1/4	8-9/32"	8-9/16"	---
840888	8-7/8	8-21/32"	8-15/16"	---
8401088	10-7/8	10-21/32"	10-15/16"	---

**WARNING:** This product can expose you to chemicals, including lead, which are known to the State of California to cause cancer and birth defects or other reproductive harm. For more information, visit [www.P65Warnings.ca.gov](http://www.P65Warnings.ca.gov)

MARINE

## CONSTANT TORQUE/ V-BAND CLAMPS

# CONSTANT TORQUE HOSE CLAMPS

- All designs meet SAE J1508 specifications type "SLHD"
- .028 Band thickness
- Band material: 304 thickness
- Band width: 9/16" for 45in-lb  
5/8" for 90in-lb
- Band material: 304 stainless steel
- Housing: 304 stainless steel
- Bridge: 410 stainless steel
- Hex screw: 410 stainless steel



Purpose: To eliminate leaks by automatically increasing or decreasing the clamps diameter, decreasing the need for retightening. Constant torque clamps have an extended tail on the band to protect soft hose or tube from being cut.

Services: Constant torque clamps are an excellent choice for fluctuating and extreme temperature applications and thermal compensation.

PART #	CLAMPING RANGE	BAND WIDTH	TORQUE	SCREW SIZE	WGT	BOX QTY	LIST PRICE
842010	9/16" - 1 1/16"	9/16"	72 in-lb	5/16"	0.106	100	---
842012	11/16" - 1 1/4"	9/16"	72 in-lb	5/16"	0.108	100	---
842016	13/16" - 1 1/2"	9/16"	72 in-lb	5/16"	0.112	100	---
842020	13/16" - 1 3/4"	9/16"	72 in-lb	5/16"	0.119	100	---
842024	1 1/16" - 2"	9/16"	72 in-lb	5/16"	0.121	100	---
842200	1 1/4" - 2 1/8"	5/8"	130 in-lb High	3/8"	0.207	100	---
842250	1 3/4" - 2 5/8"	5/8"	130 in-lb High	3/8"	0.216	100	---
842300	2 1/4" - 3 1/8"	5/8"	130 in-lb High	3/8"	0.220	100	---
842350	2 3/4" - 3 5/8"	5/8"	130 in-lb High	3/8"	0.225	100	---
842400	3 1/4" - 4 1/8"	5/8"	130 in-lb High	3/8"	0.231	100	---
842450	3 3/4" - 4 5/8"	5/8"	130 in-lb High	3/8"	0.238	100	---
842500	4 1/4" - 5 1/8"	5/8"	130 in-lb High	3/8"	0.256	100	---
842550	4-3/4"-5-5/8"	5/8"	130 in-lb High	3/8"	0.284	100	---

**WARNING:** This product can expose you to chemicals, including lead, which are known to the State of California to cause cancer and birth defects or other reproductive harm. For more information, visit [www.P65Warnings.ca.gov](http://www.P65Warnings.ca.gov)



# NON PREFORATED (LINED) BAND CLAMPS

## CLAMPS

- All designs exceed SAE J1508 specifications
  - Smooth inside surface
  - Even tightening torque for 360° seal
  - Rolled-up band edge
- \*Non-perforated band prevents hose damage\***



### GENERAL PURPOSE EMBOSSED WORM-GEAR HOSE CLAMPS

Features unique one-piece housing, rolled-up band edges and a non-perforated (embossed) band that protects the hose. For added corrosion resistance, the band in the 12mm Standard is made of Aluzinc which gives three times the protection offered by conventional galvanized steel.

- Features high clamping force and high durability torque.
- Stainless: All parts in AISI 304 Stainless Steel.

A non-perforated band with rolled up edges eliminates hose damage while increasing clamping force.

Per SAE Standard J1508 Type "FEO"

PART #	LIST PRICE	SAE SIZE	CLAMPING RANGE		PART # 304 SS	LIST PRICE
			IN.	MM		
88024	---	8	5/8-1	15-24	89024	---
88028	---	10	3/4-1-1/8	19-28	89028	---
88032	---	12	7/8-1-1/4	22-32	89032	---
88038	---	16	1-1/16-1-1/2	26-38	89038	---
88044	---	20	1-1/4-1-3/4	32-44	89044	---
88050	---	24	1-1/2-2	38-50	89050	---
88056	---	28	1-3/4-2-1/4	44-56	89056	---
88065	---	32	2-2-9/16	50-65	89065	---
88075	---	40	2-5/16-3	58-75	89075	---
88085	---	44	2-11/16-3-3/8	68-85	89085	---
88095	---	52	3-3-3/4	77-95	89095	---
88112	---	64	3-7/19-4-7/16	87-112	89112	---
	---	80	4-1/8-5-7/16	104-138	89138	---

- Precision thread pitch for high vibration applications
- Design allows reuse
- Provides a strong seal
- Tolerates corrosive environments
- Minimum qty may apply



• Marine

### ULTRA

The overwhelmingly preferred 316 SS embossed design clamp for the marine market.

Made of AISI 316 high tensile strength stainless steel, the ULTRA has one of the highest clamping force ratings of all worm-gear style clamps due to the final thread pitch and riveted housing.

ULTRA Stainless Steel: All parts are made of AISI 316 Stainless Steel. 12mm band width unless otherwise indicated.

A non-perforated band with rolled up edges eliminates hose damage while increasing clamping force.

Per SAE Standard J1508 Type "FEO"

PART #	SAE SIZE	CLAMPING RANGE		LIST PRICE
		IN.	MM	
90020	6	1/2-13/16	13-20	---
90024	8	5/8-1	15-24	---
90028	10	3/4-1-1/8	19-28	---
90032	12	7/8-1-1/4	22-32	---
90038	16	1-1/16-1-1/2	26-38	---
90044	20	1-1/4-1-3/4	32-44	---
90050	24	1-1/2-2	38-50	---
90056	28	1-1/4-2-1/4	38-57	---
90065	32	1-1/2-2-1/2	38-64	---
90075	40	2-3	51-76	---
90085	44	2-1/4-3-1/4	57-83	---
90095	52	2-3/4-3-3/4	70-95	---
90112	64	3-1/2-4-1/2	89-114	---
90138	80	4-5-1/2	102-140	---
90165	96	5-6-1/5	127-165	---
90180	104	5-1/2-7	140-178	---
90205	120	6-1/2-8	165-203	---
90231	138	7-5/8-9-1/8	194-232	---
90256	154	8-5/8-10-1/8	219-257	---
90282	170	9-5/8-11-1/8	244-283	---
90307	186	10-5/8-12-1/8	270-308	---

**WARNING:** This product can expose you to chemicals, including lead, which are known to the State of California to cause cancer and birth defects or other reproductive harm. For more information, visit [www.P65Warnings.ca.gov](http://www.P65Warnings.ca.gov)



**SWIVEL ADAPTERS & JIC FLARE**

## HYDRAULIC ADAPTERS

**STEEL PIPE SWIVEL ADAPTERS****MALE PIPE SWIVEL ADAPTER**

SAE 140130


PART #	MALE PIPE 1	FEMALE NPSM 2	LIST PRICE
140464	3/8	1/4	---
140466	3/8	3/8	---
140468	3/8	1/2	---
140488	1/2	1/2	---
14041212	3/4	3/4	---

**FEMALE PIPE SWIVEL ADAPTER**

SAE 140131

PART #	FEMALE PIPE 1	FEMALE NPSM 2	LIST PRICE
140566	3/8	3/8	---
140588	1/2	1/2	---
14051212	3/4	3/4	---
14051616	1	1	---

1405 2046R 1212 9255 C207

**MALE PIPE ELBOW SWIVEL ADAPTER**

SAE 140230

PART #	MALE PIPE 1	FEMALE NPSM 2	LIST PRICE
150166	3/8	3/8	---
150188	1/2	1/2	---

1501 2047R 1218 9405 2107

**STRAIGHTS STEEL JIC FLARE 37°****JIC TUBE NUT  
(SLEEVE REQUIRED)**SAE 070110  
MS 51531

PART #	TUBE O.D.	LIST PRICE
03183	3/16	---
03184	1/4	---
03185	5/16	---
03186	3/8	---
03188	1/2	---
031810	5/8	---
031812	3/4	---

**JIC TUBE UNION**SAE 070101  
MS 51501

PART #	JIC TUBE SIZE 1	JIC TUBE SIZE 2	LIST PRICE
240344	1/4	1/4	---
240366	3/8	3/8	---
240388	1/2	1/2	---
24031212	3/4	3/4	---

2403 2027 HTX 1204 C5305

**JIC MALE CONNECTOR**SAE 070102  
MS 51500

PART #	JIC TUBE SIZE 1	MALE PIPE THREAD 2	LIST PRICE
240464	3/8	1/4	---
240466	3/8	3/8	---
240486	1/2	3/8	---
240488	1/2	1/2	---
24041212	3/4	3/4	---
24041616	1	1	---

2404 2021R FTX 1202R C5205 816

**WARNING:** This product can expose you to chemicals, including lead, which are known to the State of California to cause cancer and birth defects or other reproductive harm. For more information, visit [www.P65Warnings.ca.gov](http://www.P65Warnings.ca.gov)





# JIC FLARE & STEEL PIPE FITTINGS

## HYDRAULIC ADAPTERS

### JIC FLARE

#### PLUG




SAE 070109  
MS 51518

PART #	TUBE O.D.	LIST PRICE
24084	1/4	---
24085	5/16	---
24086	3/8	---
24088	1/2	---
240810	5/8	---

2408 430549 PNTX 1254 C5229

### JIC MALE ELBOW



SAE 070202  
MS 51504

PART #	JIC TUBE SIZE 1	MALE PIPE SIZE 2	LIST PRICE
250166	3/8	3/8	---
250188	1/2	1/2	---
25011212	3/4	3/4	---

1208R C5405 2501 2024R CTX 822

TUBE O.D.	THREAD SIZE
1/8	5/16-24
3/16	3/8-24
1/4	7/16-20
5/16	1/2-20
3/8	9/16-18
1/2	3/4-16
5/8	7/8-14
3/4	1-1/16-12
7/8	1-3/16-12
1	1-5/16-12
1-1/4	1-5/8-12
1-1/2	1-7/8-12
2	2-1/2-12

### STEEL PIPE FITTINGS

#### PIPE COUPLING



SAE 140138

PART #	FEMALE PIPE 1	FEMALE PIPE 2	LIST PRICE
50004	1/4	1/4	---
500066	3/8	3/8	---
50008	1/2	1/2	---
50001212	3/4	3/4	---

910 5000 2096 GG 1273 C3309

### HEX PIPE NIPPLES



SAE 140137

PART #	MALE PIPE 1	MALE PIPE 2	LIST PRICE
54046	3/8	3/8	---
54048	1/2	1/2	---
540412	3/4	3/4	---

5404 2083 FF 1252 C3069 911

**WARNING:** This product can expose you to chemicals, including lead, which are known to the State of California to cause cancer and birth defects or other reproductive harm. For more information, visit [www.P65Warnings.ca.gov](http://www.P65Warnings.ca.gov)

MARINE

**STEEL O-RING ADAPTERS**

HYDRAULIC ADAPTERS

**STEEL O-RING ADAPTERS****JIC TO O-RING CONNECTOR**SAE 070120  
MS 51525


PART #	JIC TUBE SIZE 1	O-RING TUBE SIZE 2	LIST PRICE
64006	3/8	3/8	---
640086	1/2	3/8	---
64008	1/2	1/2	---
6400810	1/2	5/8	---
640012	3/4	3/4	---

6400 202702R F50X 1231 C5315

**O-RING TO FEMALE PIPE ADAPTER**

PART #	O-RING TUBE 1	FEMALE PIPE THREAD 2	LIST PRICE
6405O64	3/8	1/4	---
6405O66	3/8	3/8	---
6405O84	1/2	1/4	---
6405O86	1/2	3/8	---
6405O88	1/2	1/2	---
6405O106	5/8	3/8	---
6405O108	5/8	1/2	---

6405 2216R F50G 1268R C3269

**JIC TO O-RING ELBOW CONNECTOR**SAE 070220  
MS 51527

PART #	JIC TUBE SIZE 1	O-RING TUBE SIZE 2	LIST PRICE
6801NWO64	3/8	1/4	---
6801NWO6	3/8	3/8	---
6801NWO86	1/2	3/8	---
6801NWO8	1/2	1/2	---
6801NWO12	3/4	3/4	---

6801 2062R C50X 1238L C5515

TUBE O.D.	THREAD SIZE
1/8	5/16-24
3/16	3/8-24
1/4	7/16-20
5/16	1/2-20
3/8	9/16-18
1/2	3/4-16
5/8	7/8-14
3/4	1-1/16-12
7/8	1-3/16-12
1	1-5/16-12
1-1/4	1-5/8-12
1-1/2	1-7/8-12
2	2-1/2-12

**WARNING:** This product can expose you to chemicals, including lead, which are known to the State of California to cause cancer and birth defects or other reproductive harm. For more information, visit [www.P65Warnings.ca.gov](http://www.P65Warnings.ca.gov)

# ACCOUNT MANAGER

## FULL CONTROL AT YOUR FINGER TIPS!

MUCH MORE THAN JUST PLACING ORDERS!

### LOG INTO

### ACCOUNT MANAGER FOR:

- ◆ Get Account Information
- ◆ New Customer Profile
- ◆ Check Your Order History
- ◆ Access Your Invoices
- ◆ Download Current Pricing
- ◆ Print Bin Labels
- ◆ Check Backorders
- ◆ Print Invoices
- ◆ Pick A Preferred Warehouse
- ◆ Save Orders
- ◆ Manage Part Numbers
- ◆ Quick Order
- ◆ Upload Your Order
- ◆ And More...



Login or Open an Account

> HOME > ABOUT US > OUR SERVICES > CONTACT US > BLOG



Speed Order (add items to your cart)

Part #  QTY

**Survey**

What industries do you serve? (Hold Shift to select multiple)

Beverage  
Car Wash  
Compressor  
Farm and Ag

Any Other Industries Served?

Check Price and Availability

Product Search

Account Links

Orders [Place an Order \(?\)](#)

Account [Manage Part Numbers \(?\)](#)

Overview

	Open	Total
Orders (?)	0	\$ 0
Invoices (?)	0	\$ 0

Your Preferred Warehouse

Account Details

Account # 100  
Company Name ABC Supply  
Sales Rep I INDUSTRIAL ACCOUNT  
Multiplier  
Saved Orders Request an Appointment

## LOG IN TO MIDLANDINDUSTRIES.COM

VISIT [WWW.MIDLANDINDUSTRIES.COM](http://WWW.MIDLANDINDUSTRIES.COM) AND LOGIN TO YOUR ACCOUNT USING YOUR CUSTOMER ID AND PASSWORD.

- ◆ View your price and available stock.
- ◆ View open orders and tracking information on all shipments.
- ◆ Download pricing files.
- ◆ Update your Customer Profile and Contacts
- ◆ For Purchasing, Accounts Payable, Sales, and Marketing.
- ◆ Check your message center to see the latest updates and specials.

CUSTOMER ID # : \_\_\_\_\_

PASSWORD : \_\_\_\_\_

MULTIPLIER : \_\_\_\_\_

CALL US

PHONE: 800-821-5725

VISIT US

MIDLANDINDUSTRIES.COM

3145 OAK ST,

KANSAS CITY, MO 64111

FIND US ON:



# MARINE CATALOG

BRASS FITTINGS, VALVES, HOSE AND MORE



*A New Family of Companies, Working Together*



**CALL US**  
PHONE: 800-821-5725

**VISIT US**  
MIDLANDINDUSTRIES.COM

3145 OAK ST,  
KANSAS CITY, MO 64111

FIND US ON: